

# Kompaktzylinder UNITOP



Zylinder-schaltertyp  
**DA**  
ab Seite 884



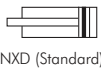
Typ NXD



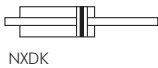
Typ NXD ... -AG



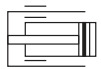
Typ NXDA



NXD (Standard)



NXDK



NXDA



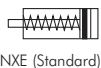
Zylinder-schaltertyp  
**DA**  
ab Seite 884



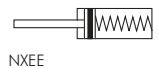
Typ NXE



Typ NXE ... -AG



NXE (Standard)



NXEE

## Kompaktzylinder, doppeltwirkend

UNITOP

**Werkstoffe:** Kopf und Fuß: Aluminium eloxiert, Zylinderrohr: Aluminium eloxiert, Kolbenstange: 1.4305,  
Dichtung: Polyurethan  
**Temperaturbereich:** -20°C bis max. +80°C, **Betriebsdruck:** max. 10 bar, **Ausführung:** mit Magnetkolben  
**Optional:** Kolbenstange mit Außengewinde -AG

Kolben Ø 12 mm	Kolben Ø 16 mm	Kolben Ø 20 mm	Kolben Ø 25 mm	Kolben Ø 32 mm	Kolben Ø 40 mm	Wunschhub/ Standardhub
NXD 12/**	NXD 16/**	NXD 20/**	NXD 25/**	NXD 32/**	NXD 40/**	1 - 200
NXD 12/5	NXD 16/5	NXD 20/5	NXD 25/5	NXD 32/5	NXD 40/5	5
NXD 12/10	NXD 16/10	NXD 20/10	NXD 25/10	NXD 32/10	NXD 40/10	10
NXD 12/15	NXD 16/15	NXD 20/15	NXD 25/15	NXD 32/15	NXD 40/15	15
NXD 12/20	NXD 16/20	NXD 20/20	NXD 25/20	NXD 32/20	NXD 40/20	20
NXD 12/25	NXD 16/25	NXD 20/25	NXD 25/25	NXD 32/25	NXD 40/25	25
NXD 12/30	NXD 16/30	NXD 20/30	NXD 25/30	NXD 32/30	NXD 40/30	30
NXD 12/40	NXD 16/40	NXD 20/40	NXD 25/40	NXD 32/40	NXD 40/40	40
NXD 12/50	NXD 16/50	NXD 20/50	NXD 25/50	NXD 32/50	NXD 40/50	50
NXD 12/60	NXD 16/60	NXD 20/60	NXD 25/60	NXD 32/60	NXD 40/60	60
NXD 12/70	NXD 16/70	NXD 20/70	NXD 25/70	NXD 32/70	NXD 40/70	70
NXD 12/80	NXD 16/80	NXD 20/80	NXD 25/80	NXD 32/80	NXD 40/80	80
NXD 12/90	NXD 16/90	NXD 20/90	NXD 25/90	NXD 32/90	NXD 40/90	90
NXD 12/100	NXD 16/100	NXD 20/100	NXD 25/100	NXD 32/100	NXD 40/100	100
---	NXD 16/125	NXD 20/125	NXD 25/125	NXD 32/125	NXD 40/125	125
---	---	NXD 20/160	NXD 25/160	NXD 32/160	NXD 40/160	160
---	---	---	---	NXD 32/200	NXD 40/200	200

### Reparatursätze

NXD 12 REP	NXD 16 REP	NXD 20 REP	NXD 25 REP	NXD 32 REP	NXD 40 REP
------------	------------	------------	------------	------------	------------

Kolben Ø 50 mm	Kolben Ø 63 mm	Kolben Ø 80 mm	Kolben Ø 100 mm	Wunschhub/ Standardhub
NXD 50/**	NXD 63/**	NXD 80/**	NXD 100/**	1 - 250
NXD 50/5	NXD 63/5	NXD 80/5	NXD 100/5	5
NXD 50/10	NXD 63/10	NXD 80/10	NXD 100/10	10
NXD 50/15	NXD 63/15	NXD 80/15	NXD 100/15	15
NXD 50/20	NXD 63/20	NXD 80/20	NXD 100/20	20
NXD 50/25	NXD 63/25	NXD 80/25	NXD 100/25	25
NXD 50/30	NXD 63/30	NXD 80/30	NXD 100/30	30
NXD 50/40	NXD 63/40	NXD 80/40	NXD 100/40	40
NXD 50/50	NXD 63/50	NXD 80/50	NXD 100/50	50
NXD 50/60	NXD 63/60	NXD 80/60	NXD 100/60	60
NXD 50/70	NXD 63/70	NXD 80/70	NXD 100/70	70
NXD 50/80	NXD 63/80	NXD 80/80	NXD 100/80	80
NXD 50/90	NXD 63/90	NXD 80/90	NXD 100/90	90
NXD 50/100	NXD 63/100	NXD 80/100	NXD 100/100	100
NXD 50/125	NXD 63/125	NXD 80/125	NXD 100/125	125
NXD 50/160	NXD 63/160	NXD 80/160	NXD 100/160	160
NXD 50/200	NXD 63/200	NXD 80/200	NXD 100/200	200
NXD 50/250	NXD 63/250	NXD 80/250	NXD 100/250	250

### Reparatursätze

NXD 50 REP	NXD 63 REP	NXD 80 REP	NXD 100 REP
------------	------------	------------	-------------

## Kompaktzylinder, einfachwirkend

UNITOP

**Werkstoffe:** Kopf und Fuß: Aluminium eloxiert, Zylinderrohr: Aluminium eloxiert, Kolbenstange: 1.4305,  
Dichtung: Polyurethan  
**Temperaturbereich:** -20°C bis max. +80°C, **Betriebsdruck:** max. 10 bar, **Ausführung:** mit Magnetkolben  
**Optional:** Kolbenstange mit Außengewinde -AG

Kolben Ø 12 mm	Kolben Ø 16 mm	Kolben Ø 20 mm	Kolben Ø 25 mm	Kolben Ø 32 mm	Kolben Ø 40 mm	Hub
NXE 12/5	NXE 16/5	NXE 20/5	NXE 25/5	NXE 32/5	NXE 40/5	5
NXE 12/10	NXE 16/10	NXE 20/10	NXE 25/10	NXE 32/10	NXE 40/10	10
NXE 12/15	NXE 16/15	NXE 20/15	NXE 25/15	NXE 32/15	NXE 40/15	15
NXE 12/20	NXE 16/20	NXE 20/20	NXE 25/20	NXE 32/20	NXE 40/20	20
NXE 12/25	NXE 16/25	NXE 20/25	NXE 25/25	NXE 32/25	NXE 40/25	25

### Reparatursätze

NXE 12 REP	NXE 16 REP	NXE 20 REP	NXE 25 REP	NXE 32 REP	NXE 40 REP
------------	------------	------------	------------	------------	------------

Kolben Ø 50 mm	Kolben Ø 63 mm	Kolben Ø 80 mm	Kolben Ø 100 mm	Hub
NXE 50/5	NXE 63/5	NXE 80/5	NXE 100/5	5
NXE 50/10	NXE 63/10	NXE 80/10	NXE 100/10	10
NXE 50/15	NXE 63/15	NXE 80/15	NXE 100/15	15
NXE 50/20	NXE 63/20	NXE 80/20	NXE 100/20	20
NXE 50/25	NXE 63/25	NXE 80/25	NXE 100/25	25

### Reparatursätze

NXE 50 REP	NXE 63 REP	NXE 80 REP	NXE 100 REP
------------	------------	------------	-------------

Bestellbeispiel: NXD \* 16/ \*\* \*\*

Standardtyp

Kolben-Ø / Hub

Kennzeichen der Optionen:

Kolbenstange mit Außengewinde ... -AG

### Bestellnummernzusätze:

durchgehende Kolbenstange ..... K  
mit verdrehgesicherter Kolbenstange ..... A\*  
in Ruhestellung ausgefahren ..... E

\* ab 16 mm Kolben-Ø

Alle Angaben verstehen sich als unverbindliche Richtwerte! Für nicht schriftlich bestätigte Datenauswahl übernehmen wir keine Haftung. Druckangaben beziehen sich, soweit nicht anders angegeben, auf Flüssigkeiten der Gruppe II bei +20°C.

# Kompaktzylinder UNITOP

## Hauptabmessungen - Kompaktzylinder NXD/NXE

UNITOP

Ø 12 - 25

Ø 32 - 100

Option -AG

Kolben Ø	A	Ø B	Ø C	Ø D	E	Ø F	G1	G2	J <sup>1)</sup>	L	M	N	O	P	Q	T	U	V	Z
12 mm	29	6	6	3,3	M 4	6,0	M 3	M 6	38,0	0	M 5	8,0	12,25	18	6	5	3,5	16	4,5
16 mm	29	8	6	3,3	M 4	6,0	M 4	M 8	38,0	0	M 5	8,0	12,25	18	8	6	3,5	20	4,5
20 mm	36	10	6	4,2	M 5	7,5	M 5	M 10 x 1,25	38,0	0	M 5	8,0	12,25	22	10	8	4,5	22	4,5
25 mm	40	10	6	4,2	M 5	7,5	M 5	M 10 x 1,25	39,5	0	M 5	8,0	12,75	26	10	8	4,5	22	5,5
32 mm	50	12	6	5,2	M 6	9,0	M 6	M 10 x 1,25	44,5	4	G 1/8"	8,0	14,50	32	12	10	5,5	22	6,0
40 mm	58	12	6	5,2	M 6	9,0	M 6	M 10 x 1,25	45,5	3	G 1/8"	8,0	14,75	42	12	10	5,5	22	6,5
50 mm	67	16	6	6,7	M 8	10,5	M 8	M 12 x 1,25	45,5	0	G 1/8"	8,0	14,75	50	12	13	6,5	24	7,5
63 mm	80	16	8	8,5	M 10	13,5	M 8	M 12 x 1,25	50,0	0	G 1/8"	8,0	14,25	62	14	13	8,5	24	7,5
80 mm	100	20	8	8,5	M 10	13,5	M 10	M 16 x 1,5	56,0	0	G 1/8"	8,5	16,00	82	15	17	8,5	32	8,0
100 mm	124	25	8	8,5	M 10	13,5	M 12	M 20 x 1,5	66,5	0	G 1/4"	10,5	19,25	103	20	22	8,5	40	10,0

1) für NXE mit Hub > 25 mm bitte anfragen.

## Hauptabmessungen - Kompaktzylinder NXDA

UNITOP

Ø 12 - 25

Ø 32 - 100

Technical drawing of a compact cylinder (Ø 12 - 25) showing side and front views. Dimensions are labeled: A (total width), B (cylinder diameter), C (flange diameter), D (flange thickness), E (mounting hole diameter), F (mounting hole pitch), G (flange thickness), H (flange outer diameter), I (flange outer diameter), J (total height), K (flange height), L (flange height), M (flange height), N (flange height), O (flange height), P (flange height), Q (flange height), R (flange height), S (flange height), T (flange height), U (flange height), V (flange height), W (flange height), X (flange height), Y (flange height), Z (flange height).

Technical drawing of a compact cylinder (Ø 32 - 100) showing side and front views. Dimensions are labeled: A (total width), B (cylinder diameter), C (flange diameter), D (flange thickness), E (mounting hole diameter), F (mounting hole pitch), G (flange thickness), H (flange outer diameter), I (flange outer diameter), J (total height), K (flange height), L (flange height), M (flange height), N (flange height), O (flange height), P (flange height), Q (flange height), R (flange height), S (flange height), T (flange height), U (flange height), V (flange height), W (flange height), X (flange height), Y (flange height), Z (flange height).

Technical drawing of a compact cylinder (Ø 12 - 25) showing top and bottom views. Dimensions are labeled: A (total width), B (cylinder diameter), C (flange diameter), D (flange thickness), E (mounting hole diameter), F (mounting hole pitch), G (flange thickness), H (flange outer diameter), I (flange outer diameter), J (total height), K (flange height), L (flange height), M (flange height), N (flange height), O (flange height), P (flange height), Q (flange height), R (flange height), S (flange height), T (flange height), U (flange height), V (flange height), W (flange height), X (flange height), Y (flange height), Z (flange height).

Technical drawing of a compact cylinder (Ø 32 - 100) showing top and bottom views. Dimensions are labeled: A (total width), B (cylinder diameter), C (flange diameter), D (flange thickness), E (mounting hole diameter), F (mounting hole pitch), G (flange thickness), H (flange outer diameter), I (flange outer diameter), J (total height), K (flange height), L (flange height), M (flange height), N (flange height), O (flange height), P (flange height), Q (flange height), R (flange height), S (flange height), T (flange height), U (flange height), V (flange height), W (flange height), X (flange height), Y (flange height), Z (flange height).

Kolben Ø	A	Ø B	Ø C	Ø D	E	Ø F	Ø G	H	I	J	Ø K	L	M	N	O	P	R	S	T	U	W	X	Y	Z
16 mm	29	8	6	3,3	M 4	6,0	9	5	M 3	38,0	3	0	M 5	8,0	12,25	18	14	9,9	6	3,5	3,8	1,0	6	4,5
20 mm	36	10	6	4,2	M 5	7,5	11	5	M 4	38,0	4	0	M 5	8,0	12,25	22	17	12,0	8	4,5	5,0	1,5	8	4,5
25 mm	40	10	6	4,2	M 5	7,5	14	6	M 5	39,5	5	0	M 5	8,0	12,75	26	22	15,6	8	4,5	5,0	1,5	8	5,5
32 mm	50	12	6	5,2	M 6	9,0	17	8	M 5	44,5	5	4	G 1/8"	8,0	14,50	32	28	19,8	10	5,5	6,5	2,5	10	6,0
40 mm	58	12	6	5,2	M 6	9,0	17	10	M 5	45,5	5	3	G 1/8"	8,0	14,75	42	33	23,3	10	5,5	6,5	2,5	10	6,5
50 mm	67	16	6	6,7	M 8	10,5	22	10	M 6	45,5	6	0	G 1/8"	8,0	14,75	50	42	29,7	13	6,5	7,5	2,5	12	7,5
63 mm	80	16	8	8,5	M 10	13,5	22	10	M 6	50,0	6	0	G 1/8"	8,0	14,25	62	50	35,4	13	8,5	7,5	2,5	12	7,5
80 mm	100	20	8	8,5	M 10	13,5	28	14	M 8	56,0	8	0	G 1/8"	8,5	16,00	82	65	46,0	17	8,5	9,0	3,0	14	8,0
100 mm	124	25	8	8,5	M 10	13,5	30	14	M 10	66,5	10	0	G 1/4"	10,5	19,25	103	80	56,6	22	8,5	10,0	3,0	14	10,0

Alle Angaben verstehen sich als unverbindliche Richtwerte! Für nicht schriftlich bestätigte Datenauswahl übernehmen wir keine Haftung. Druckangaben beziehen sich, soweit nicht anders angegeben, auf Flüssigkeiten der Gruppe II bei +20°C.



technische Beratung: +49 (0)561-95885 - 9



verkauf@landefeld.de

LANDEFELD