

Silencers

FESTO



Festo core product range
Covers 80% of your automation tasks

Worldwide:

Always in stock

Superb:

Festo quality at an attractive price

Easy:

Simplified procurement and warehousing

★ Generally ready for dispatch from the factory within 24 hours

In stock at 13 Service Centres worldwide

More than 2200 products


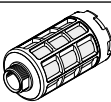

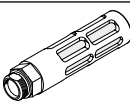
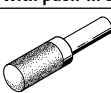

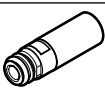
★ Generally ready for dispatch from the factory within 5 days


Assembled for you in 4 Service Centres worldwide

Up to 6×10^{12} variants per product family

Just look
for the
star!

Product range overview






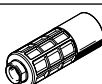

Design	Type	Connection D1			Push-in connector	For tubing I.D.	Push-in sleeve ø	Noise level [dB (A)]	→ Page/ Internet
		M thread	G thread	NPT thread					
Sintered metal									
	U	–	–	–	–	3	–	< 70	4
						4		< 74	
Polymer, male thread									
	U	–	G1/8	–	–	–	–	< 74	5
			G1/4					< 76	
			G3/8					< 82	
			G1/2					< 82	
			G3/4					< 85	
			G1					< 90	
Polymer, female thread									
	U-...-I	–	G1/8	–	–	–	–	< 76.5	6
Die-cast metal									
	U-...-B	–	G1/8	–	–	–	–	< 74	7
			G1/4					< 80	
			G3/8					< 80	
			G1/2					< 81	
			G3/4					< 83	
			G1					< 85	
–	–	3/4 NPT	–	–	–	< 81	8		
With push-in sleeve for push-in fitting QS, Quick Star									
	UC-QS	–	–	–	–	–	3	< 60	9
							4	< 60	
							6	< 60	
							8	< 60	
							10	< 68	
Threaded connection, for solenoid valves CPE, Compact Performance									
	UC	M5	–	–	–	–	–	< 60	10
		M7						< 58	
		–	G1/8					< 59	
			G1/4					< 60	
		G3/8	< 60						
Push-in connector, for solenoid valves VUVB-ST12/valve terminal type 23 VTUB-12									
	AMTC	–	–	–	Cartridge 10 mm	–	–	< 58	11



Note

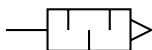
Clean silencers with kerosene (not with petrol or trichloroethylene).

Product range overview

Design	Type	Connection D1			Push-in connector	For tubing I.D.	Push-in sleeve Ø	Noise level [dB (A)]	→ Page/ Internet				
		M thread	G thread	NPT thread									
Metal													
	AMTE-M-H	M5	–	–	–	–	–	< 71	12				
		–	G1/8					< 92					
			G1/4					< 95					
			G3/8					< 92					
			G1/2					< 92					
	AMTE-M-LH	M3	–	–	–	–	–	< 55	13				
		M5						< 72					
		–	G1/8					< 76					
			G1/4					< 83					
			G3/8					< 82					
			G1/2					< 88					
			G3/4					< 85					
			G1					< 88					
		–	–					10-32 UNF-2A		–	–	–	< 71
								1/8 NPT	< 77				
								1/4 NPT	< 82				
								3/8 NPT	< 83				
								1/2 NPT	< 85				
		For vacuum generators VN-T2/T3											
	UO	M7	–	–	–	–	–	–	16				
		–	G1/8										
			G1/4										
For vacuum generators VN-T4/T6													
 	UOM	–	G1/4	–	–	–	–	–	17				
	UOMS		G3/8										
			–										
For soft-start/quick exhaust valve MS6-SV													
	UOS	–	G1	–	–	–	–	< 75	ms6-sv				
Filter silencer													
	LFU	–	G1/4	–	–	–	–	< 40	lfu				
			G3/8										
			G1/2										
			G1										

Data sheet – Sintered metal design

Function



- For noise reduction and avoiding contamination at the exhaust ports of pneumatic components
- Compact design



General technical data

Pneumatic connection	PK-3	PK-4
Mounting position	Any	
Noise level ¹⁾ [dB (A)]	< 70	< 74
Flow rate with respect to atmosphere ²⁾ [l/min]	80	150
Product weight [g]	4.5	4.1

1) Measured at 6 bar with respect to atmosphere at a distance of 1 m

2) Measured at p₁ = 6 bar

Operating and environmental conditions

Operating pressure [bar]	0 ... 10
Operating medium	Compressed air to ISO 8573-1:2010 [7:-:-]
Note on operating/pilot medium	Lubricated operation possible
Ambient temperature [°C]	-10 ... +70

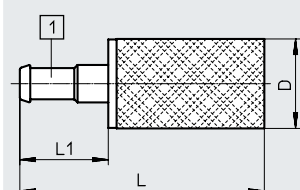
Materials

Screwed trunnion	Brass
Cushioning insert	Bronze
Note on materials	Free of copper and PTFE
	RoHS-compliant

Dimensions

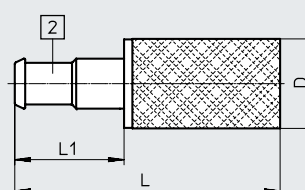
Download CAD data → www.festo.com

U-PK-3



[1] Barbed fitting for tubing I.D. 3

U-PK-4



[2] Barbed fitting for tubing I.D. 4

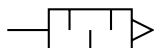
Ordering data

Pneumatic connection	D Ø	L	L1	Part no.	Type	PU ¹⁾
PK-3	8.6	23.5	8.5	4646	U-PK-3	10
PK-4	8.6	25.5	10.5	4932	U-PK-4	10

1) Packaging unit

Data sheet – Polymer design, male thread

Function



- For noise reduction at the exhaust ports of pneumatic components



General technical data							
Pneumatic connection		G1/8	G1/4	G3/8	G1/2	G3/4	G1
Mounting position		Any					
Noise level ¹⁾	[dB (A)]	< 74	< 76	< 82	< 82	< 85	< 90
Flow rate with respect to atmosphere ²⁾	[l/min]	2000	3300	6000	10300	17600	20800
Product weight	[g]	2.3	7.7	29.6	58.2	83	139.8

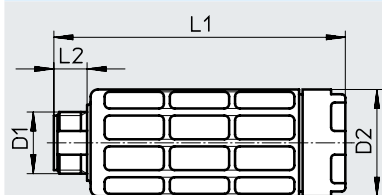
1) Measured at 6 bar with respect to atmosphere at a distance of 1 m

2) Measured at p₁ = 6 bar

Operating and environmental conditions	
Operating pressure	[bar] 0 ... 10
Operating medium	Compressed air to ISO 8573-1:2010 [7:-:-]
Note on operating/pilot medium	Lubricated operation possible
Ambient temperature	[°C] -10 ... +70

Materials	
Housing	POM
Cushioning insert	PE
Note on materials	Free of copper and PTFE
	RoHS-compliant

Dimensions

Download CAD data → www.festo.com

Ordering data						
Pneumatic connection	D2	L1	L2	Part no.	Type	PU ¹⁾
D1	ø					
G1/8	15.2	35.9	5.5	★ 2307	U-1/8	1
				534222	U-1/8-50	50
G1/4	19	57	6.5	★ 2316	U-1/4	1
				534223	U-1/4-20	20
G3/8	33.5	78.8	7.5	★ 2309	U-3/8	1
				534224	U-3/8-20	20
G1/2	43	88.1	9	★ 2310	U-1/2	1
				534225	U-1/2-20	20
G3/4	45	120.7	10.5	★ 2311	U-3/4	1
G1	55	126.5	11.5	★ 2312	U-1	1

1) Packaging unit

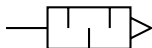
Festo core product range



Generally ready for dispatch from the factory within 24 hours
 Generally ready for dispatch from the factory within 5 days

Data sheet – Polymer design, female thread

Function



- For noise reduction at the exhaust ports of pneumatic components



General technical data		
Pneumatic connection		G1/8
Mounting position		Any
Noise level ¹⁾	[dB (A)]	< 76.5
Flow rate with respect to atmosphere ²⁾	[l/min]	2050
Product weight	[g]	3.6

1) Measured at 6 bar with respect to atmosphere at a distance of 1 m

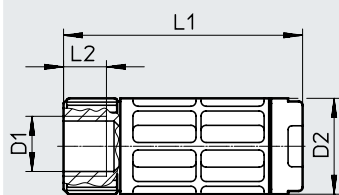
2) Measured at p1 = 6 bar

Operating and environmental conditions		
Operating pressure	[bar]	0 ... 10
Operating medium		Compressed air to ISO 8573-1:2010 [7:-:-]
Note on operating/pilot medium		Lubricated operation possible
Ambient temperature	[°C]	-10 ... +70

Materials	
Housing	POM
Cushioning insert	PE
Note on materials	Free of copper and PTFE
	RoHS-compliant

Dimensions

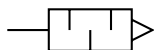
Download CAD data → www.festo.com



Ordering data					
Pneumatic connection	D2	L1	L2	Part no.	Type
D1	Ø				
G1/8	15.2	38	6.5	3670	U-1/8-I

Data sheet – Die-cast design

Function



- For noise reduction at the exhaust ports of pneumatic components



General technical data		G1/8	G1/4	G3/8	G1/2	G3/4	G1
Pneumatic connection							
Mounting position		Any					
Noise level ¹⁾	[dB (A)]	< 74	< 80	< 80	< 81	< 83	< 85
Flow rate with respect to atmosphere ²⁾	[l/min]	1340	2440	5800	7500	10000	17500
Product weight	[g]	8	17	37	75	120	233

1) Measured at 6 bar with respect to atmosphere at a distance of 1 m

2) Measured at p₁ = 6 bar

Operating and environmental conditions	
Operating pressure for entire temperature range	[bar] 0 ... 10
Operating medium	Compressed air to ISO 8573-1:2010 [7:-:-]
Note on operating/pilot medium	Lubricated operation possible
Ambient temperature	[°C] -10 ... +70
Corrosion resistance class CRC ¹⁾	1

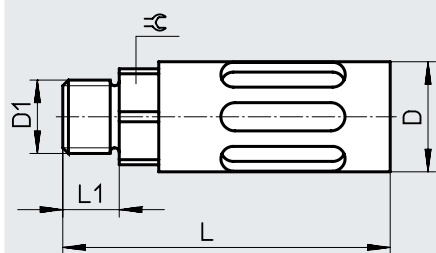
1) Corrosion resistance class CRC 1 to Festo standard FN 940070

Low corrosion stress. Dry indoor application or transport and storage protection. Also applies to parts behind coverings, in the non-visible interior area, and parts which are covered in the application (e.g. drive trunnions).

Materials	
Housing	Aluminium
Screwed trunnion	Aluminium
Cushioning insert	PE
Note on materials	Free of copper and PTFE
	RoHS-compliant

Dimensions

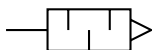
Download CAD data → www.festo.com



Ordering data		D	L	L1	⌀	Part no.	Type
Pneumatic connection	D1	Ø					
G1/8		16	39.2	5.5	14	6841	U-1/8-B
G1/4		19.5	55.6	6.5	17	6842	U-1/4-B
G3/8		25	86.6	7.5	19	6843	U-3/8-B
G1/2		28	116.5	9	24	6844	U-1/2-B
G3/4		38	138	10.5	32	6845	U-3/4-B
G1		47.8	177	11.5	36	151990	U-1-B

Data sheet – Die-cast design

Function



- For noise reduction at the exhaust ports of pneumatic components



General technical data

Pneumatic connection		3/4 NPT
Mounting position		Any
Noise level ¹⁾	[dB (A)]	< 81
Flow rate with respect to atmosphere ²⁾	[l/min]	11834
Product weight	[g]	128

1) Measured at 6 bar with respect to atmosphere at a distance of 1 m

2) Measured at p₁ = 6 bar

Operating and environmental conditions

Operating pressure for entire temperature range	[bar]	0 ... 10
Operating medium		Compressed air to ISO 8573-1:2010 [7:-:-]
Note on operating/pilot medium		Lubricated operation possible
Ambient temperature	[°C]	-10 ... +70
Corrosion resistance class CRC ¹⁾		1

1) Corrosion resistance class CRC 1 to Festo standard FN 940070

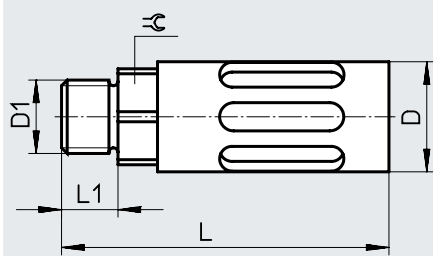
Low corrosion stress. Dry indoor application or transport and storage protection. Also applies to parts behind coverings, in the non-visible interior area, and parts which are covered in the application (e.g. drive trunnions).

Materials

Housing	Aluminium
Screwed trunnion	Aluminium
Cushioning insert	PE
Note on materials	Free of copper and PTFE
	RoHS-compliant

Dimensions

Download CAD data → www.festo.com

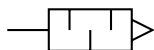


Ordering data

Pneumatic connection	D	L	L1	≡	Part no.	Type
D1	∅					
3/4 NPT	38	151	18	30	566823	U-3/4-B-NPT

Data sheet – Design with push-in sleeve

Function



- For noise reduction at the exhaust ports of pneumatic components
- For QS push-in fittings 3 ... 10 mm



General technical data

Push-in sleeve Ø	3	4	6	8	10
Mounting position	Any				
Noise level ¹⁾ [dB (A)]	< 60	< 60	< 60	< 60	< 68
Flow rate with respect to atmosphere ²⁾ [l/min]	170	350	800	1500	3100
Product weight [g]	0.4	0.5	1.1	2.3	5.5

1) Measured at 6 bar with respect to atmosphere at a distance of 1 m

2) Measured at p₁ = 6 bar

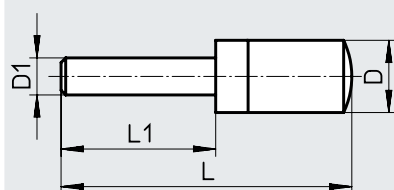
Operating and environmental conditions

Operating pressure [bar]	0 ... 10
Operating medium	Compressed air to ISO 8573-1:2010 [7:-:-]
Note on operating/pilot medium	Lubricated operation possible
Ambient temperature [°C]	-10 ... +70

Materials

Screwed trunnion	PE
Cushioning insert	PE
Note on materials	RoHS-compliant

Dimensions

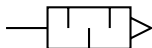
Download CAD data → www.festo.com

Ordering data

Push-in sleeve Ø D1	D Ø	L	L1	Part no.	Type
3	7.8 +0.1/-0.3	29.1 ±0.6	14.4 ±0.2	165005	UC-QS-3H
4	7.8 +0.1/-0.3	31.0 ±0.6	16.3 ±0.2	165006	UC-QS-4H
6	9.8 -0.4	41.3 +1.4	17.2	165007	UC-QS-6H
8	13.8 +0.2/-0.3	54.4 +0.5/-1.0	23.4	175611	UC-QS-8H
10	17.8 -0.3	68.7 +0.2/-0.8	26.7	526475	UC-QS-10H

Data sheet – Design with threaded connection

Function



- For noise reduction at the exhaust ports of pneumatic components
- For solenoid valves CPE, Compact Performance



General technical data						
Pneumatic connection		M5	M7	G1/8	G1/4	G3/8
Mounting position		Any				
Noise level ¹⁾	[dB (A)]	< 60	< 58	< 59	< 60	< 60
Flow rate with respect to atmosphere ²⁾	[l/min]	350	800	1700	3200	5000
Product weight	[g]	0.4	1.2	2.6	5.2	10.5

1) Measured at 6 bar with respect to atmosphere at a distance of 1 m

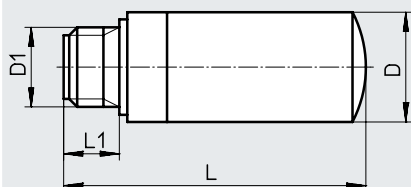
2) Measured at p₁ = 6 bar

Operating and environmental conditions	
Operating pressure	[bar] 0 ... 10
Operating medium	Compressed air to ISO 8573-1:2010 [7:-:-]
Note on operating/pilot medium	Lubricated operation possible
Ambient temperature	[°C] -10 ... +70

Materials	
Screwed trunnion	PE
Cushioning insert	PE
Note on materials	RoHS-compliant

Dimensions

Download CAD data → www.festo.com

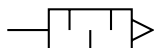


Ordering data						
Pneumatic connection	D	L	L1	Part no.	Type	PU ¹⁾
D1	Ø					
M5	7.8 +0.1/-0.3	19.4 +0.6/-0.8	4.5 ±0.2	165003	UC-M5	1
				534217	UC-M5-50	50
M7	9.8 -0.4	30.7 +0.6/-0.8	5.5 -0.5	161418	UC-M7	1
				534218	UC-M7-50	50
G1/8	13.8 +0.2/-0.3	38.0 +0.8/-1.0	6.5 ±0.1	161419	UC-1/8	1
				534219	UC-1/8-50	50
G1/4	17.8 -0.3	50.8 +0.8/-1.0	8.5 ±0.15	165004	UC-1/4	1
				534220	UC-1/4-20	20
G3/8	22.1 -0.4	69.5 +0.6/-0.8	9.5 ±0.1	1707427	UC-3/8	1
				576759	UC-3/8-20	20

1) Packaging unit

Data sheet

Function



- For solenoid valves VUVB-ST12/ valve terminal VTUB-12
- Mounting via PIN (spring clip), included in the scope of delivery of the valve



General technical data

Pneumatic connection	Cartridge 10 mm	
Mounting position	Any	
Noise level ¹⁾	[dB (A)]	≤ 58
Flow rate with respect to atmosphere ²⁾	[l/min]	800
Product weight	[g]	2.0

1) Measured at 6 bar with respect to atmosphere at a distance of 1 m

2) Measured at p1 = 6 bar

Operating and environmental conditions

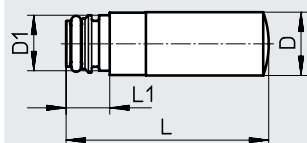
Operating pressure	[bar]	0 ... 10
Operating medium	Compressed air to ISO 8573-1:2010 [7:-:-]	
Note on operating/ pilot medium	Lubricated operation possible	
Ambient temperature	[°C]	-5 ... +60

Materials

Screwed trunnion	PE
Cushioning insert	PE
Note on materials	RoHS-compliant

Dimensions

Download CAD data → www.festo.com



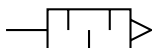
Ordering data

Pneumatic connection	D Ø	D1 Ø	L	L1	Part no.	Type	PU ¹⁾
Cartridge 10 mm	9.8	8.9	31.4	6.8	1224460	AMTC-P-PC10	1

1) Packaging unit

Data sheet – Short design

Function



- Suitable for reducing noise at the exhaust ports of pneumatic systems



General technical data					
Pneumatic connection	M5	G1/8	G1/4	G3/8	G1/2
Mounting position	Any				
Noise level ¹⁾	[dB (A)]	< 71	< 92	< 95	< 92
Flow rate with respect to atmosphere ²⁾	[l/min]	91	615	1000	1545
Product weight	[g]	1.1	5	9.5	17
				17	30

1) Measured at 6 bar with respect to atmosphere at a distance of 1 m

2) Measured at p₁ = 6 bar

Operating and environmental conditions	
Operating pressure	[bar] 0 ... 10
Operating medium	Compressed air to ISO 8573-1:2010 [7:-:-]
Note on operating/pilot medium	Lubricated operation possible
Ambient temperature	[°C] -40 ... +80
Corrosion resistance class CRC ¹⁾	1

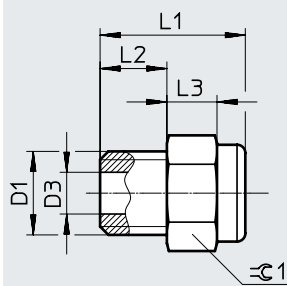
1) Corrosion resistance class CRC 1 to Festo standard FN 940070

Low corrosion stress. Dry indoor application or transport and storage protection. Also applies to parts behind coverings, in the non-visible interior area, and parts which are covered in the application (e.g. drive trunnions).

Materials	
Screwed trunnion	Brass
Cushioning insert	Bronze
Note on materials	RoHS-compliant

Dimensions

Download CAD data → www.festo.com

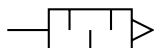


Ordering data								
Pneumatic connection	D3	L1	L2	L3	±0.1	Part no.	Type	PU ¹⁾
D1	∅	±0.5	±0.1		-0.2			
M5	2.5	8.7	4	3	6	1206621	AMTE-M-H-M5	20
G1/8	6.5	11.8	5.5	3.5	12	1206622	AMTE-M-H-G18	20
G1/4	9	13.8	6.5	4	15	1206623	AMTE-M-H-G14	20
G3/8	12	16.5	7.5	6	19	1206624	AMTE-M-H-G38	10
G1/2	15	19	10	6	24	1206625	AMTE-M-H-G12	10

1) Packaging unit

Data sheet – Long design

Function



- Suitable for reducing noise at the exhaust ports of pneumatic systems



General technical data		M3	M5	G1/8	G1/4	G3/8	G1/2	G3/4	G1
Pneumatic connection									
Mounting position		Any							
Noise level ¹⁾	[dB (A)]	< 55	< 72	< 76	< 83	< 82	< 88	< 85	< 88
Flow rate with respect to atmosphere ²⁾	[l/min]	95	255	1735	3140	5430	10500	12400	17235
Product weight	[g]	0.4	1.5	7.5	13	26	43	80	115

1) Measured at 6 bar with respect to atmosphere at a distance of 1 m

2) Measured at p1 = 6 bar

Operating and environmental conditions	
Operating pressure	[bar] 0 ... 10
Operating medium	Compressed air to ISO 8573-1:2010 [7:-:-]
Note on operating/ pilot medium	Lubricated operation possible
Ambient temperature	[°C] -40 ... +80
Corrosion resistance class CRC ¹⁾	1

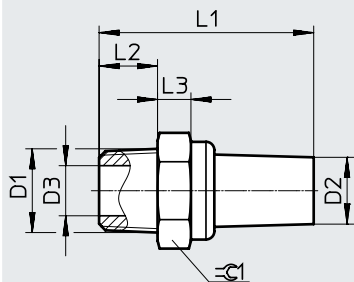
1) Corrosion resistance class CRC 1 to Festo standard FN 940070

Low corrosion stress. Dry indoor application or transport and storage protection. Also applies to parts behind coverings, in the non-visible interior area, and parts which are covered in the application (e.g. drive trunnions).

Materials	
Screwed trunnion	Brass
Cushioning insert	Bronze
Note on materials	RoHS-compliant

Data sheet – Long design

Dimensions

Download CAD data → www.festo.com


Ordering data

Pneumatic connection D1	D2 ø ±0.5	D3 ø	L1 ±1	L2 ±0.1	L3	±G1 -0.2	Part no.	Type	PU ¹⁾
M3	2	1.5	14	3	2	4	1231120	AMTE-M-LH-M3	20
M5	3	2.5	19.8	4	3	6	★ 1205858	AMTE-M-LH-M5	20
G1/8	8	6.5	23.7	5.5	3.5	12	★ 1205860	AMTE-M-LH-G18	20
G1/4	10	9	29	6.5	4	15	★ 1205861	AMTE-M-LH-G14	20
G3/8	12	12	41	7.5	6	19	★ 1205862	AMTE-M-LH-G38	10
G1/2	16	15	46.5	10	6	24	★ 1205863	AMTE-M-LH-G12	10
G3/4	20.5	20	50	10	6	30	1205864	AMTE-M-LH-G34	10
G1	20.5	26	59	10	6	36	1205865	AMTE-M-LH-G1	10

1) Packaging unit

Festo core product range

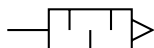


Generally ready for dispatch from the factory within 24 hours

Generally ready for dispatch from the factory within 5 days

Data sheet – Long design

Function



- Suitable for reducing noise at the exhaust ports of pneumatic systems



General technical data						
Pneumatic connection		10-32 UNF-2A	1/8 NPT	1/4 NPT	3/8 NPT	1/2 NPT
Mounting position		Any				
Noise level ¹⁾	[dB (A)]	< 71	< 77	< 82	< 83	< 85
Flow rate with respect to atmosphere ²⁾	[l/min]	260	1615	3080	5365	9240
Product weight	[g]	1.7	9	17	29	46

1) Measured at 6 bar with respect to atmosphere at a distance of 1 m

2) Measured at p₁ = 6 bar

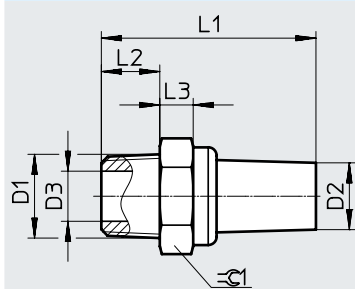
Operating and environmental conditions	
Operating pressure	[bar] 0 ... 10
Operating medium	Compressed air to ISO 8573-1:2010 [7:-:-]
Note on operating/pilot medium	Lubricated operation possible
Ambient temperature	[°C] -40 ... +80
Corrosion resistance class CRC ¹⁾	1

1) Corrosion resistance class CRC 1 to Festo standard FN 940070

Low corrosion stress. Dry indoor application or transport and storage protection. Also applies to parts behind coverings, in the non-visible interior area, and parts which are covered in the application (e.g. drive trunnions).

Materials	
Screwed trunnion	Brass
Cushioning insert	Bronze
Note on materials	RoHS-compliant

Dimensions

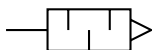
Download CAD data → www.festo.com


Ordering data									
Pneumatic connection	D2	D3	L1	L2	L3	±C1	Part no.	Type	PU ¹⁾
D1	∅ ±0.5	∅	±1	±0.1		-0.2			
10-32 UNF-2A	3	2.5	20.3	4	3.5	6	1206994	AMTE-M-LH-U10	20
1/8 NPT	8	6	25.7	7	4	12	1206989	AMTE-M-LH-N18	20
1/4 NPT	10	9	34.5	11	5	15	1206990	AMTE-M-LH-N14	20
3/8 NPT	12	11.5	43.2	11	5.5	19	1206991	AMTE-M-LH-N38	10
1/2 NPT	16	15	49	13	5.5	24	1206992	AMTE-M-LH-N12	10

1) Packaging unit

Data sheet

Function



- Use only for vacuum generators VN-T2/T3
- Special minimal resistance silencer
- Facilitates trouble-free operation of the vacuum generator



General technical data

Pneumatic connection	M7	G1/8	G1/4
Mounting position	Any		
Product weight [g]	2.5	5	8

Operating and environmental conditions

Operating pressure of vacuum generator [bar]	0 ... 8
Operating medium	Compressed air to ISO 8573-1:2010 [7:4:4]
Ambient temperature [°C]	-10 ... +60
Corrosion resistance class CRC ¹⁾	2

1) Corrosion resistance class CRC 2 to Festo standard FN 940070

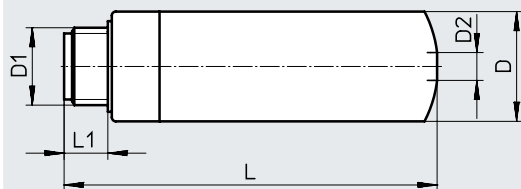
Moderate corrosion stress. Indoor applications in which condensation can occur. Externally visible parts with primarily decorative surface requirements which are in direct contact with a normal industrial environment.

Materials

Screwed trunnion	PE
Cushioning insert	PE
Note on materials	Free of copper and PTFE

Dimensions

Download CAD data → www.festo.com

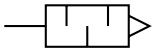


Ordering data

Pneumatic connection D1	D ø	D2	L	L1	Part no.	Type
M7	9.8	3	36.7	5.5	197582	UO-M7
G1/8	13.8	3.5	48	6.5	197583	UO-1/8
G1/4	17.8	5.3	62.3	8.5	197584	UO-1/4

Data sheet

Function



- Use only for vacuum generators VN-T4/T6
- Special minimal resistance silencer
- Facilitates trouble-free operation of the vacuum generator
- Silencer extension for extending the silencer for further noise reduction



General technical data				
Type	UOM-1/4	UOM-3/8	UOMS-1/4	UOMS-3/8
Pneumatic connection	G1/4	G3/8	–	
Design	Open silencer			
Type of mounting	Screw-in		Latching	
Mounting position	Any			
Type of seal on screwed trunnion	No seal			
Product weight [g]	11.1	22.7	8.6	17.5

Operating and environmental conditions		
Operating pressure of vacuum generator [bar]	0 ... 8	
Ambient temperature [°C]	0 ... +60	
Corrosion resistance class CRC ¹⁾	2	

1) Corrosion resistance class CRC 2 to Festo standard FN 940070

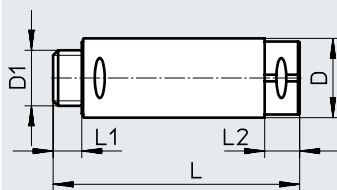
Moderate corrosion stress. Indoor applications in which condensation can occur. Externally visible parts with primarily decorative surface requirements which are in direct contact with a normal industrial environment.

Materials	
Housing	POM
Inner pipe	Wrought aluminium alloy
Screwed trunnion	POM
Cushioning insert	Polyurethane foam
Note on materials	Free of copper and PTFE

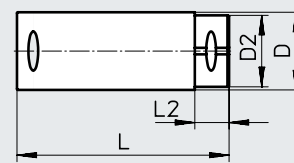
Dimensions

Download CAD data → www.festo.com

UOM



UOMS



Ordering data							
Pneumatic connection	D	D2	L	L1	L2	Part no.	Type
D1	Ø	Ø					
Silencers							
G1/4	17.8	-	73	8	10	538432	UOM-1/4
G3/8	23.8	-	74	8.6	10.5	538433	UOM-3/8
Silencer extension							
For UOM-1/4	17.8	16	64.5	-	10	538436	UOMS-1/4
For UOM-3/8	23.8	22	65.2	-	10.5	538437	UOMS-3/8