

# CA



90°  
Angle head

### Technical Data

Caractéristiques techniques / Technische Daten


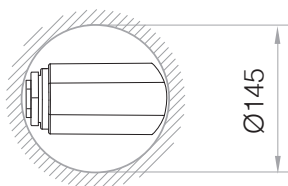
	ER-25A / 16 mm
<b>R.P.M max</b>	6.000
	4.8 kg
	1:1
<b>KW</b>	3.5 kW
<b>Nm max</b>	14 Nm
<b>Rotation</b>	in = out

**L / H**

**Other measures under request**

Autres mesures sur demande

Weitere Maßnahmen auf Anfrage



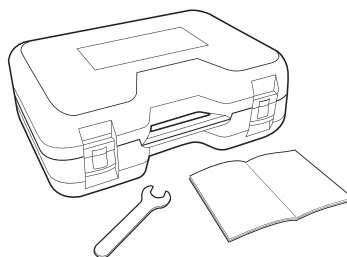
Taper Cône / Kegel	Size Taille / Größe	H	S
DIN 69871 / 2080	30/40/50	55/65/80	40
CAT	30/40/50	55/65/80	40
MAS-BT	30/40/50	55/65/80	40/40/50
HSK	50/63/100	55/65/80	40/40/50
CAPTO	C5/C6/C8	55/65/80	40/40/50
KM	50/63/100	55/65/80	40/40/50

### Standard Equipment

Standard / Standard

### Optional Equipment

Optionel / Option



#### Stop Block

Bloc d'arrêt / Anschlag-Block

See page 55

#### Collets

Pinces / Spannzangen

See page 56

#### Coolant through index pin

Arrosage par le doigt d'indexage / Kühlmittelzufuhr durch bolzen

bar/psi max 12/175

#### High speed option RPM max

Haute vitesse en option RPM / Hochgeschwindigkeit optional UPM max

8.000