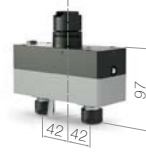


Type	Axial Offset	Axial Offset	Axial Speeder	Radial Double Output Speeder	Radial Double Output	Radial Double Output Speeder	Radial 2+2 Outputs
Code	TS.001.BH-A	TS.001.BH-B	TS.002.BH	TS.008.BH-A	TS.008.BH-B	TS.008.BH-C	TS.008.BH-D
	ER-16	ER-25	ER-11M	ER-11M	ER-25/ER-16	ER-16	ER-16/ER-11
RPM Max	5.000	5.000	10.000	10.000	5.000	6.900	5.000
	1:1	1:1	1:2	1:2	1:1	1:1.38	1:1



Type	Radial 2+2 Outputs Speeder	Axial Double Output	Radial 2 Outputs	Radial 2 Outputs Speeder	Saw-Mill	Thread Whirling ±15°	Gear Hobbing 360°
Code	TS.008.BH-E	TS.023.BH	TS.029.BH	TS.029.BH-S	TS.030.BH	TS.035.BH-15	TS.036.BH
	ER-16	ER-16	ER-16	ER-11M	Ø13	Cutting Head	Ø13
RPM Max	6.900	5.000	5.000	10.000	5.000	5.000	5.000
	1:1.38	1:1	1:1	1:2	1:1	1:1	1:1

Symbology

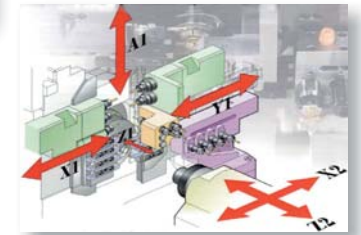
Internal coolant

Speeder

Reducer / Higher torque



Type	Axial	Axial Speeder	Radial Set-Back	Radial Adjustable 0-90°
Code	TS.000.BN	TS.002.BN	TS.011.BN	TS.021.BN
	ER-16	ER-11	ER-11M	ER-11M
RPM Max	8.000	16.000	8.000	8.000
	1:1	1:2	1:1	1:1



Type	Radial 2 Outputs	Polygon Maker	Thread Whirling ±15°	Axial Saw-Mill
Code	TS.029.BN	TS.034.BN	TS.035.BN	TS.038.BN
	ER-11M	Ø12	Cutting head	Ø12
RPM Max	8.000	8.000	8.000	8.000
	1:1	1:1	1:1	1:1

Symbology

Internal coolant

Speeder

Reducer / Higher torque



Type **Axial** **Axial Speeder** **Radial Set-Back** **Radial Adjustable 0-90°** **Saw-Mill**
 Only for T22-T26 Only for T22-T26 Only for T22-T26 Only for T22-T26 Only for T22-T26

Code TS.000.BS-22 TS.002.BS-22 TS.011.BS-22 TS.021.BS-22 TS.030.BS-22

 ER-16 ER-11M ER-11A ER-11M Ø16

RPM Max 5.000 15.000 5.000 5.000 5.000

 1:1 1:3 1:1 1:1 1:1



Type **Axial** **Axial Speeder** **Radial Set-Back** **Radial Adjustable 0-90°** **Saw-Mill**
 Only for T36-T38 Only for T36-T38 Only for T36-T38 Only for T36-T38 Only for T36-T38

Code TS.000.BS-36 TS.002.BS-36 TS.011.BS-36 TS.021.BS-36 TS.030.BS-36

 ER-16 ER-11M ER-11A ER-11M Ø16

RPM Max 5.000 15.000 5.000 5.000 5.000


 1:1 1:3 1:1 1:1 1:1

Symbology

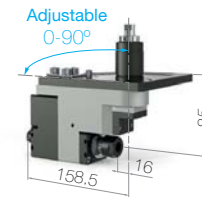
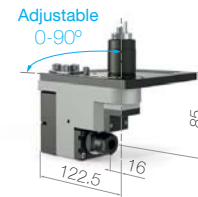
Internal coolant

Speeder

Reducer / Higher torque




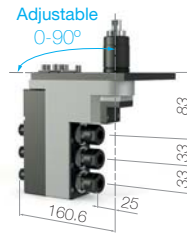

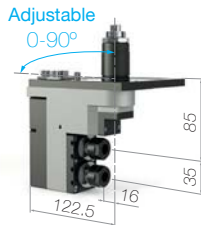
Type	Axial	Axial Speeder	Radial Set-Back	Radial Adjustable 0-90°	Saw Mill Reducer Heavy Duty
Code	TS.000.S205	TS.002.S205	TS.011.S205	TS.021.S205	TS.030.S205
	ER-16	ER-11	ER-16M	ER-11M	Ø16
RPM Max	8.000	16.000	8.000	8.000	2.600
	1:1	1:2	1:1	1:1	3:1



Type	Polygon Maker	Thread Whirling ±15°	Thread Whirling ±30°	Radial "Y" Axis 0-90°	Radial "Y" Axis 0-90° Double Output
Code	TS.034.S205	TS.035.S205-15	TS.035.S205-30	TS.051.S205	TS.051.S205-2A
	Ø16	Cutting head	Cutting head	ER-16	ER-16
RPM Max	8.000	8.000	8.000	8.000	8.000
	1:1	1:1	1:1	1:1	1:1

Symbology

- Internal coolant
- Speeder
- Reducer / Higher torque



Type	Radial "Y" Axis 0-90° 2 Outputs	Radial "Y" Axis 0-90° 2+2 Outputs	Radial "Y" Axis 0-90° 3+3 Outputs	Radial "Y" Axis +90°/-45° 4+4 Outputs	Axial Back Rotary Tool
Code	TS.051.S205-2B	TS.051.S205-4	TS.051.S205-6	TS.051.S205-8	TS.000.S205-BE
	ER-16	ER-16/ER-11	ER-16/ER-11	ER-16/ER-11	ER-16
RPM Max	8.000	8.000	8.000	8.000	8.000
	1:1	1:1	1:1	1:1	1:1



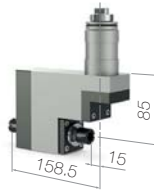
Type	Axial Speeder Back Rotary Tool	Radial Set-Back Back Rotary Tool	Radial Set-Back Reducer Back Rotary Tool	Radial Adjustable 0-90° Back Rotary Tool	Saw-Mill Back Rotary Tool
Code	TS.002.S205-BE	TS.011.S205-BE	TS.014.S205-BE	TS.021.S205-BE	TS.030.S205-BE
	ER-11	ER-11M	ER-16	ER-11M	Ø13
RPM Max	16.000	8.000	5.300	8.000	8.000
	1:2	1:1	1.5:1	1:1	1:1

Symbology


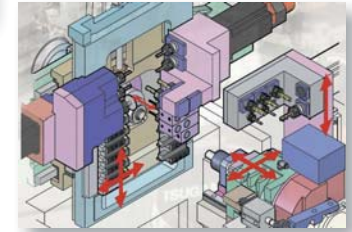
Internal coolant

Speeder

Reducer / Higher torque



Type	Axial	Axial Speeder	Radial Double Output	Radial 2+2 Outputs	Radial 3+3 Outputs
Code	TS.000.SS	TS.002.SS	TS.008.SS	TS.008.SS-4	TS.008.SS-6
	ER-16	ER-11M	ER-16M	ER-16M	ER-16M
RPM Max	5.000	15.000	5.000	5.000	5.000
	1:1	1:3	1:1	1:1	1:1




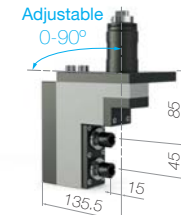
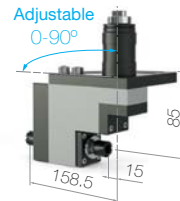
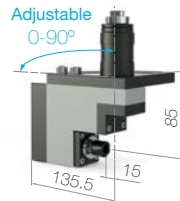
Type	Radial Set-Back	Radial 2 Outputs	Radial 3 Outputs	Polygon Maker Reducer	Thread Whirling ±15°
Code	TS.011.SS	TS.029.SS	TS.029.SS-3	TS.034.SS	TS.035.SS
	ER-16M	ER-16M	ER-16M	Ø13	Cutting Head
RPM Max	5.000	5.000	5.000	2.500	5.000
	1:1	1:1	1:1	2:1	1:1

Symbology

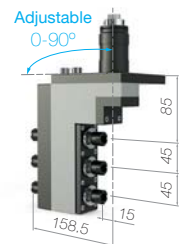
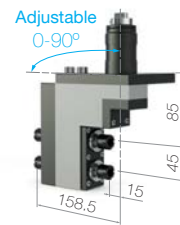
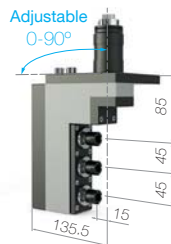
Internal coolant

Speeder

Reducer / Higher torque



Type	Axial Saw-Mill	Radial "Y" Axis 0-90°	Radial "Y" Axis 0-90° Double Output	Radial "Y" Axis 0-90° 2 Outputs
Code	TS.038.SS	TS.051.SS	TS.051.SS-2A	TS.051.SS-2B
	Ø12	ER-16M	ER-16M	ER-16M
RPM Max	5.000	5.000	5.000	5.000
	1:1	1:1	1:1	1:1



Type	Radial "Y" Axis 0-90° 3 Outputs	Radial "Y" Axis 0-90° 2+2 Outputs	Radial "Y" Axis 0-90° 3+3 Outputs	Axial Back Rotary Tool
Code	TS.051.SS-3	TS.051.SS-4	TS.051.SS-6	TS.000.SS-BE
	ER-16M	ER-16M	ER-16M	ER-16M
RPM Max	5.000	5.000	5.000	5.000
	1:1	1:1	1:1	1:1

Symbology

- Internal coolant
- Speeder
- Reducer / Higher torque