
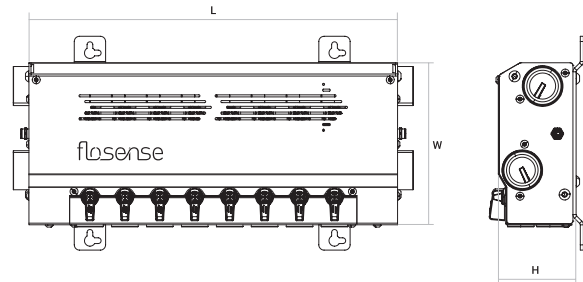


**Flosense 4.0 Manifold**



Part No.	Flow sensor range option (l/m)			Ports	L	W	H	Temp.
	0.5-10	1-20	2-40					
F4M4-x-xx	•	•	•	4	220	155	72	120°C
F4M4HT-x-xx	•	•	•	4	220	155	72	160°C
F4M6-x-xx	•	•	•	6	287	155	72	120°C
F4M6HT-x-xx	•	•	•	6	287	155	72	160°C
F4M8-x-xx	•	•	•	8	354	155	72	120°C
F4M8HT-x-xx	•	•	•	8	354	155	72	160°C
F4M10-x-xx	•	•	•	10	421	155	72	120°C
F4M10HT-x-xx	•	•	•	10	421	155	72	160°C
F4M12-x-xx	•	•	•	12	488	155	72	120°C
F4M12HT-x-xx	•	•	•	12	488	155	72	160°C


Ordering Example: Part No. + Flow sensor range (F4M4-1-20)

HT = High Temperature.

Complete unit with Pressure sensor installed on main inlet / return. Connect up to 4 manifolds to the touch screen in order to monitor up to 48 separate cooling circuits. Use the alarm limits (and output) on flow and temperature to control the process stability and part quality.

**Material:**

Flow modules: DZR Brass / nickel plated / Cover: stainless steel.

Flow	Standard Sensor	HT Sensor	
Measuring range	0.5-10 l/min (0.13-2.64 gpm) 1-20 l/min (0,27-5,2 gpm) 2-40 l/min (0,53-10,4 gpm)	0.5-10 l/min (0.13-2.64 gpm) 1-20 l/min (0,27-5,2 gpm) 2-40 l/min (0,53-10,4 gpm)	
Accuracy	(± 1 o) in water, ± 1% FS	(± 1 o) in water, ± 1% FS	
Temperature	Standard Sensor	HT Sensor	
Measuring range	0-120°C (32-248°F)	0-160°C (32-320°F)	
Accuracy	15-90°C (59-194°F) ± 0.5 K 0-120°C(32-248°F) ± 1 K	15-90°C (59-194°F) ± 0.5 K 0-120°C (32-248°F) ± 1 K 120-160°C (248-320°F) ± 2 K	
Pressure	Standard Sensor	HT Sensor	
Measuring range	0-10 bar (0-145 psi)		
Accuracy	± 2.5% FS		