





EXTRACTOR DE MACHOS ROTOS PARA MACHOS DE CANALES RECTOS - NO HELICOIDALES



EXTRACTORES SUELTOS

Ø MACHO A EXTRAER		MACHOS 4 CANALES	MACHOS 3 CANALES	€/ Ud.
BSW UNC	M			EXTRACTOR COMPLETO
--	M3		W10043	46,59
1/8	M3,2		W10053	46,59
--	M3,5		W10063	46,59
5/32	M4		W10083	46,59
3/16	M5		W10103	46,59
--	M5,5	W10124	W10123	46,59
1/4	M6		W10253	47,96
5/16	M8	W10314	W10313	50,25
--	M9	W10374	W10373	49,78
3/8	M10	W10404	W10373	49,78
7/16	M11	W10434	W10433	52,55
1/2	M12	W10504	W10503	56,19
9/16	M14	W10564	W10563	77,65
5/8	M16	W10624	W10623	84,51
--	M18	W10684	W10753	104,71
3/4	M20	W10754	W10753	104,71
7/8	M22	W10874	W10873	114,58
1"	M25	W11004	W11003	127,77

VARILLA REPUESTO

MACHOS 4 CANALES	MACHOS 3 CANALES	€/ Ud.
		VARILLA EXTRA
	W12043	2,48
	W12053	2,48
	W12063	2,48
	W12083	2,48
	W12103	3,70
	W12123	3,70
	W12253	4,51
W12314	W12313	5,09
W12374		5,09
W12404	W12373	5,25
W12434	W12433	5,34
W12504	W12503	6,72
W12564	W12563	7,49
W12624	W12623	9,58
W12684		9,58
W12754	W12753	10,14
W12874	W12873	13,13
W13004	W13003	21,86

3 SIMPLES PASOS PARA EXTRAER MACHOS DE ROSCAR ROTOS DE CANALES RECTOS

Sacar toda la viruta del macho roto. Introducir las varillas del extractor en los canales del macho roto con firmeza hasta el fondo.



Empujar el soporte hacia abajo, hasta tocar el macho roto. Deslice el casquillo hacia abajo, hasta tocar la zona de trabajo.



Aplicar al cuadradillo del extractor un gira-machos. Gire a izquierdas unas cuantas veces hasta soltarlo y entonces saque el macho roto.

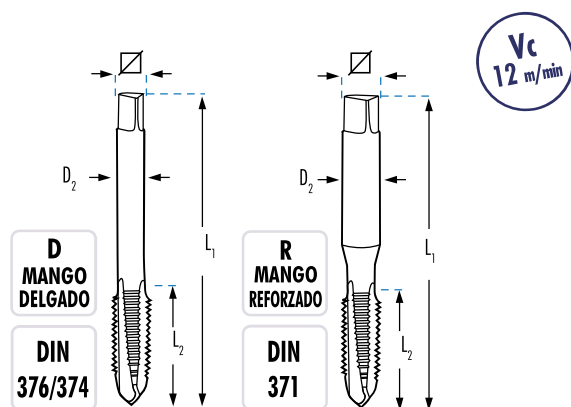
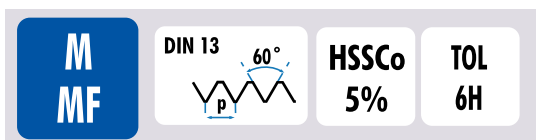







JUEGOS DE EXTRACTORES PARA MACHOS ROTOS (CANALES RECTOS)



Nº CANALES		MEDIDAS INCLUIDAS PARA MACHOS DE MÁQUINA Y DE MANO: 3 y 4 CANALES	
W180013	3	M5- M6- M8- M10- M11- M12	322,98
W180014	4	3/16 - 1/4 - 5/16 - 3/8 - 7/16 - 1/2	
W180023	3	M6- M8- M10- M11- M12- M16	363,37
W180024	4	1/4 - 5/16 - 3/8 - 7/16 - 1/2 - 5/8	
W180153	3	M3- M3,2- M3,5- M4-M5- M5,50- M6- M8	1.016,43
W180154	4	M9- M10- M12- M16- M18- M22- M25	


MACHOS PARA ROSCAR A MÁQUINA HSSCo

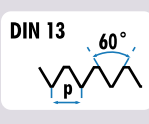



			L1 x L2 x D2 x  mm	M1D	M2D	M3D	M4D	M1R	M2R	M3R	M4R
				FORMA C	FORMA B	 15°	 35°	FORMA C	FORMA B	 15°	 35°
				€	€	€	€	€	€	€	€
M 1x0,25	0,75	R	40 x 5,5 x 2,5 x 2,1					45,51			
M 1,1x0,25	0,85	R	40 x 6 x 2,5 x 2,1					44,27			
M 1,2x0,25	0,95	R	40 x 6 x 2,5 x 2,1					40,44			
M 1,4x0,30	1,10	R	40 x 7 x 2,5 x 2,1					40,44			
M 1,6x0,35	1,25	R	40 x 8 x 2,5 x 2,1					39,71			
M 1,7x0,35	1,35	R	40 x 8 x 2,5 x 2,1					38,24			
M 1,8x0,35	1,45	R	40 x 8 x 2,5 x 2,1					37,30			
M 2x0,40	1,60	R	40 x 8 x 2,8 x 2,1					17,96	19,90	22,25	22,67
M 2,2x0,45	1,75	R	40 x 9 x 2,8 x 2,1					19,41			
M 2,3x0,40	1,90	R	40 x 9 x 2,8 x 2,1					17,88			
M 2,5x0,45	2,05	R	50 x 9 x 2,8 x 2,1					17,96	19,90	31,28	22,67
M 2,6x0,45	2,10	R	50 x 9 x 2,8 x 2,1					17,99	20,25		37,68
M 3x0,50	2,50	R	56 x 11 x 3,5 x 2,7	11,90	12,88	17,93	15,46	11,90*	12,09	17,58	15,84
M 3x0,60	2,40	R	56 x 11 x 3,5 x 2,7					21,15	23,08		30,48
M 3,5x0,60	2,90	R	56 x 12 x 4,0 x 3,0					17,29	18,00	23,25	21,82
M 3,5x0,75	2,75	R	56 x 12 x 4,0 x 3,0					22,86			
M 4x0,50	3,50	R	63 x 13 x 4,5 x 3,4	26,05	28,69		30,33	24,90	27,70		32,07
M 4x0,70	3,30	R	63 x 13 x 4,5 x 3,4	12,11	13,02	19,23	15,31	13,53*	12,77	17,35	15,86
M 4x0,75	3,25	R	63 x 13 x 4,5 x 3,4					18,93	20,21		
M 4x0,80	3,20	R	63 x 13 x 4,5 x 3,4					100,49			
M 4,5x0,50	4,00	R	70 x 14 x 6,0 x 4,9						32,22		
M 4,5x0,75	3,75	R	70 x 14 x 6,0 x 4,9					23,36	25,73		
M 5x0,50	4,50	R	70 x 14 x 6,0 x 4,9	26,83	29,47		30,67	25,64	28,46		34,21
M 5x0,75	4,50	R	74 x 14 x 6,0 x 4,9					23,00	26,97		33,99
M 5x0,80	4,20	R	70 x 16 x 6,0 x 4,9	12,11	13,09	18,43	14,70	12,12*	12,79	16,64	15,20
M 5x0,90	4,10	R	70 x 15 x 6,0 x 4,9					20,00	25,77		
M 5x1,00	4,00	R	72 x 17 x 6,0 x 4,9					53,57			
M 5,5x0,90	4,60	R	80 x 17 x 6,0 x 4,9					53,57			
M 6x0,50	5,50	R	80 x 17 x 6,0 x 4,9	31,76	38,94		49,14	33,57			
M 6x0,75	5,25	R	80 x 13 x 6,0 x 4,9	20,93	24,23		28,30	21,75	25,34		30,43
M 6x1,00	5,00	R	80 x 19 x 6,0 x 4,9	13,81	14,34	19,28	16,12	13,79*	14,03	18,26	16,67


* Consulte el precio de machos y terrajas a izquierdas disponibles en Pag.215


MACHOS PARA ROSCAR A MÁQUINA HSSCo



















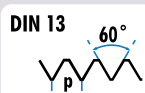
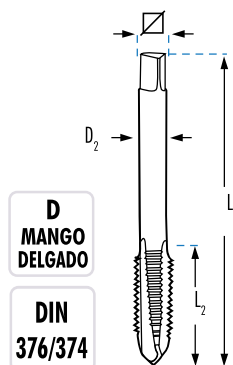




			L1 x L2 x D2 x mm	M1D	M2D	M3D	M4D	M1R	M2R	M3R	M4R
				FORMA C	FORMA B	15°	35°	FORMA C	FORMA B	15°	35°
				€	€	€	€	€	€	€	€
M 6x1,25	4,75	R	80 x 17 x 6,0 x 4,9					52,66			
M 7x0,75	6,25	D	80 x 13 x 5,5 x 4,3	26,94	29,88		36,91				
M 7x1,00	6,00	R	80 x 19 x 7,0 x 5,5	18,57	21,47	23,19	22,32	17,88 *	20,87	23,60	23,36
		D	80 x 19 x 5,5 x 4,3								
M 8x0,50	7,50	D	80 x 13 x 6 x 4,9	36,24							
M 8x0,75	7,25	D	80 x 13 x 6 x 4,9	26,25	32,19		39,92				
M 8x1,00	7,00	D	90 x 20 x 6 x 4,9	21,47	24,64	29,53	27,30				
M 8x1,25	6,80	R	90 x 22 x 8 x 6,2	15,49	16,18	21,95	18,82	15,58 *	15,59	21,02	19,05
		D	90 x 22 x 6 x 4,9								
M 8x1,50	6,50	D	90 x 20 x 6 x 4,9	106,20							
M 9x1,00	8,00	D	90 x 20 x 7 x 5,5	32,47	34,71		36,89				
M 9x1,25	7,80	R	90 x 22 x 9 x 7,0	26,09	27,42	33,20	32,46	25,84	26,18	33,47	33,39
		D	90 x 22 x 7 x 5,5								
M 10x0,50	9,50	D	90 x 20 x 7 x 5,5	105,22							
M 10x0,75	9,25	D	90 x 16 x 7 x 5,5	41,62	41,71		50,79				
M 10x1,00	9,00	D	90 x 16 x 7 x 5,5	23,77	27,38	34,86	33,21				
M 10x1,25	8,80	D	100 x 22 x 7 x 5,5	27,22	32,74	38,00	36,19				
M 10x1,50	8,50	R	100 x 24 x 10 x 8,0	17,50	19,57	26,09	22,55	17,66 *	19,20	24,14	22,55
		D	100 x 24 x 7 x 5,5								
M 11x1,00	10,00	D	90 x 20 x 8 x 6,2	42,61	44,01	111,26	101,24				
M 11x1,25	9,75	D	100 x 22 x 8 x 6,2	40,77	45,30	111,26	90,37				
M 11x1,50	9,50	D	100 x 24 x 8 x 6,2	33,05	38,00	81,12	73,78				
M 12x0,75	11,25	D	100 x 22 x 9 x 7,0	62,43							
M 12x1,00	11,00	D	100 x 22 x 9 x 7,0	32,33	37,00	43,01	42,55				
M 12x1,25	10,75	D	100 x 22 x 9 x 7,0	32,73	36,35	41,18	40,73				
M 12x1,50	10,50	D	100 x 22 x 9 x 7,0	29,25*	32,42	39,60	39,18				
M 12x1,75	10,20	D	110 x 28 x 9 x 7,0	21,08*	24,44	33,37	28,76				
M 13x0,75	12,25	D	100 x 22 x 11 x 9,0	108,97							
M 13x1,00	12,00	D	100 x 22 x 11 x 9,0	57,71	65,34						
M 13x1,25	11,75	D	100 x 22 x 11 x 9,0	57,71	65,34						
M 13x1,50	11,50	D	100 x 22 x 11 x 9,0	57,71	65,34						
M 13x1,75	11,25	D	100 x 28 x 11 x 9,0	57,30	65,34						
M 14x0,75	13,25	D	100 x 22 x 11 x 9,0	108,97							
M 14x1,00	13,00	D	100 x 22 x 11 x 9,0	52,04	57,25	66,31	65,75				
M 14x1,25	12,80	D	100 x 22 x 11 x 9,0	44,29	48,34	60,82	57,94				
M 14x1,50	12,50	D	100 x 22 x 11 x 9,0	34,84*	38,39	47,96	45,69				
M 14x2,00	12,00	D	110 x 30 x 11 x 9,0	34,61*	38,45	44,56	44,56				
M 15x1,00	14,00	D	100 x 22 x 12 x 9,0	66,18	70,07		89,22				
M 15x1,25	13,75	D	100 x 22 x 12 x 9,0	70,89	76,77						
M 15x1,50	13,50	D	100 x 22 x 12 x 9,0	56,66	64,62	165,08	133,91				
M 15x2,00	13,00	D	110 x 30 x 12 x 9,0	69,35	76,32						
M 16x1,00	15,00	D	100 x 22 x 12 x 9,0	62,38	66,18	92,84	90,14				
M 16x1,25	14,75	D	100 x 22 x 12 x 9,0	66,75	73,37	103,25	99,98				
M 16x1,50	14,50	D	100 x 22 x 12 x 9,0	41,19*	48,00	59,77	56,94				
M 16x2,00	14,00	D	110 x 32 x 12 x 9,0	40,73*	44,98	53,83	53,83				
M 17x1,00	16,00	D	100 x 22 x 12 x 9,0	124,11							
M 17x1,25	15,75	D	100 x 22 x 12 x 9,0	124,11							
M 17x1,50	15,50	D	100 x 22 x 12 x 9,0	124,11							
M 18x1,00	17,00	D	110 x 25 x 14 x 11,0	69,86	76,78		110,30				
M 18x1,25	16,75	D	110 x 25 x 14 x 11,0	86,58							
M 18x1,50	16,50	D	110 x 25 x 14 x 11,0	54,54*	60,02	73,45	71,46				
M 18x2,00	16,00	D	125 x 30 x 14 x 11,0	76,97	85,29	145,34	129,72				

* Consulte el precio de machos y terrajas a izquierdas disponibles en Pag.215

MACHOS PARA ROSCAR A MÁQUINA HSSCo

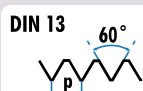
M
MFHSSCo
5%TOL
6HD
MANGO
DELGADODIN
376/374Vc
12 m/min

		L1 x L2 x D2 x ∇ mm	M1D FORMA C €	M2D FORMA B €	M3D 15° €	M4D 35° €
M 18x2,50	15,50	D 125 x 34 x 14 x 11,0	58,60 *	64,07	72,48	69,80
M 19x1,00	18,00	D 110 x 22 x 14 x 11,0	163,07			
M 19x1,25	17,75	D 110 x 25 x 14 x 11,0	167,70			
M 19x1,50	17,50	D 110 x 25 x 14 x 11,0	160,06			
M 20x1,00	19,00	D 125 x 25 x 16 x 12,0	92,22	102,41		117,81
M 20x1,25	18,75	D 125 x 25 x 16 x 12,0	163,07			
M 20x1,50	18,50	D 125 x 25 x 16 x 12,0	61,77 *	67,88	82,55	81,64
M 20x2,00	18,00	D 140 x 32 x 16 x 12,0	80,96	89,01		105,09
M 20x2,50	17,50	D 140 x 34 x 16 x 12,0	62,38 *	69,17	77,35	77,36
M 21x1,00	20,00	D 125 x 25 x 16 x 12,0	236,76			
M 21x1,25	19,75	D 125 x 25 x 16 x 12,0	236,76			
M 21x1,50	19,50	D 125 x 25 x 16 x 12,0	226,11			
M 22x1,00	21,00	D 125 x 25 x 18 x 14,5	103,38	109,73		151,82
M 22x1,25	20,75	D 125 x 25 x 18 x 14,5	163,07			
M 22x1,50	20,50	D 125 x 25 x 18 x 14,5	74,35	81,78	90,55	85,20
M 22x2,00	20,00	D 140 x 32 x 18 x 14,5	103,38	113,70		151,82
M 22x2,50	19,50	D 140 x 34 x 18 x 14,5	75,48 *	83,02	91,76	90,80
M 23x1,00	22,00	D 125 x 25 x 18 x 14,5	230,18			
M 23x1,50	21,50	D 125 x 25 x 18 x 14,5	230,18			
M 24x1,00	23,00	D 140 x 25 x 18 x 14,5	112,65	136,66		160,41
M 24x1,25	22,75	D 140 x 25 x 18 x 14,5	236,76			
M 24x1,50	22,50	D 140 x 28 x 18 x 14,5	91,44	100,54	121,03	115,29
M 24x2,00	22,00	D 140 x 28 x 18 x 14,5	116,67 *	127,11		137,16
M 24x3,00	21,00	D 160 x 38 x 18 x 14,5	90,36 *	98,90	110,59	110,37
M 25x1,00	24,00	D 140 x 28 x 18 x 14,5	218,39			
M 25x1,25	23,75	D 140 x 28 x 18 x 14,5	345,09			
M 25x1,50	23,50	D 140 x 28 x 18 x 14,5	142,28	150,58		
M 25x2,00	23,00	D 140 x 28 x 18 x 14,5	306,26	336,90		
M 26x1,00	25,00	D 140 x 28 x 18 x 14,5	169,55			
M 26x1,50	24,50	D 140 x 28 x 18 x 14,5	123,31	129,26	226,74	199,38
M 26x2,00	24,00	D 140 x 28 x 18 x 14,5	238,83	262,72		288,56
M 27x1,00	26,00	D 140 x 28 x 20 x 16,0	151,86	196,08		
M 27x1,50	25,50	D 140 x 28 x 20 x 16,0	134,64	142,63	329,52	297,12
M 27x2,00	25,00	D 140 x 28 x 20 x 16,0	166,54 *	176,22		

* Consulte el precio de machos y terrajas a izquierdas disponibles en Pag.215

MACHOS PARA ROSCAR A MÁQUINA HSSCo

**M
MF**








**HSSCo
5%**

**TOL
6H**

**D
MANGO
DELGADO**

**DIN
376/374**

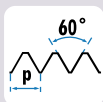
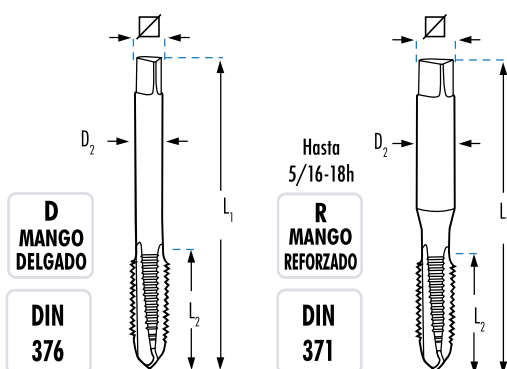





			L1 x L2 x D2 x  mm	M1D	M2D	M3D	M4D
				FORMA C €	FORMA B €	 15° €	 35° €
M 27x3,00	24,00	D	160 x 36 x 20 x 16	112,80 *	123,70	136,06	135,80
M 28x1,00	27,00	D	140 x 28 x 20 x 16	306,26			
M 28x1,50	26,50	D	140 x 28 x 20 x 16	134,64	147,82	171,60	154,93
M 28x2,00	26,00	D	140 x 28 x 20 x 16	164,26	185,51	202,23	198,87
M 30x1,00	29,00	D	150 x 28 x 22 x 18	172,21	199,13		232,17
M 30x1,50	28,50	D	150 x 28 x 22 x 18	140,34	154,42	186,09	177,24
M 30x2,00	28,00	D	150 x 28 x 22 x 18	173,71 *	184,37		255,11
M 30x3,50	26,50	D	180 x 40 x 22 x 18	144,55 *	158,93	174,38	174,02
M 32x1,00	31,00	D	150 x 28 x 22 x 18	408,38	433,63		
M 32x1,50	30,50	D	150 x 28 x 22 x 18	177,58	194,96	229,28	
M 32x2,00	30,00	D	150 x 28 x 22 x 18	218,20	334,11		
M 33x1,00	32,00	D	160 x 30 x 25 x 20	376,11			
M 33x1,50	31,50	D	160 x 30 x 25 x 20	200,07	212,19		246,97
M 33x2,00	31,00	D	160 x 30 x 25 x 20	327,90	335,17		409,00
M 33x3,50	29,50	D	180 x 40 x 25 x 20	173,71 *	199,88		221,70
M 34x1,50	32,50	D	170 x 30 x 28 x 22	222,82	236,04		
M 34x2,00	32,00	D	160 x 30 x 28 x 22	468,60			
M 35x1,50	33,50	D	170 x 30 x 28 x 22	234,99	258,48		282,66
M 35x2,00	33,00	D	170 x 30 x 28 x 22	432,41	476,03		
M 36x1,50	34,50	D	170 x 30 x 28 x 22	214,57	253,67		307,06
M 36x2,00	34,00	D	170 x 30 x 28 x 22	289,81	301,25		
M 36x3,00	33,00	D	200 x 50 x 28 x 22	332,50	345,58		444,41
M 36x4,00	32,00	D	200 x 50 x 28 x 22	227,99 *	244,25	283,71	271,46
M 38x1,50	36,50	D	170 x 30 x 28 x 22	228,74	257,73		
M 38x2,00	36,00	D	170 x 32 x 28 x 22	486,19	534,84		
M 39x1,50	37,50	D	170 x 32 x 32 x 24	359,45			
M 39x2,00	37,00	D	170 x 32 x 32 x 24	359,45			
M 39x3,00	36,00	D	200 x 47 x 32 x 24	469,40			
M 39x4,00	35,00	D	200 x 50 x 32 x 24	273,53	284,33		350,60
M 40x1,50	38,50	D	170 x 30 x 32 x 24	299,09	329,21		
M 40x2,00	38,00	D	170 x 30 x 32 x 24	360,39			
M 40x3,00	37,00	D	200 x 47 x 32 x 24	353,35	421,56		
M 42x1,50	40,50	D	170 x 30 x 32 x 24	326,35	318,95		
M 42x2,00	40,00	D	170 x 30 x 32 x 24	412,28			
M 42x3,00	39,00	D	200 x 45 x 32 x 24	412,28	493,71		
M 42x4,50	37,50	D	200 x 56 x 32 x 24	351,73	365,51		390,84
M 45x1,50	43,50	D	180 x 32 x 36 x 29	389,78	428,72		
M 45x2,00	43,00	D	180 x 32 x 36 x 29	477,38			
M 45x3,00	42,00	D	200 x 47 x 36 x 29	477,38			
M 45x4,50	40,50	D	220 x 58 x 36 x 29	384,21	422,60		
M 48x1,50	46,50	D	190 x 32 x 36 x 29	384,21			
M 48x2,00	46,00	D	190 x 32 x 36 x 29	620,81			
M 48x3,00	45,00	D	220 x 52 x 36 x 29	578,50			
M 48x5,00	43,00	D	250 x 65 x 36 x 29	472,47	519,69		
M 50x1,50	48,50	D	190 x 32 x 36 x 29	465,66			
M 52x1,50	50,50	D	190 x 32 x 40 x 32	454,90			
M 52x2,00	50,00	D	190 x 32 x 40 x 32	719,89			
M 52x3,00	49,00	D	225 x 50 x 40 x 32	739,85			
M 52x5,00	47,00	D	250 x 65 x 40 x 32	483,87	598,70		

* Consulte el precio de machos y terrajas a izquierdas disponibles en Pag.215

MACHOS PARA ROSCAR A MÁQUINA HSSCo

UNC

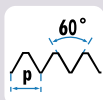
HSSCo
5%TOL
2BVc
12 m/min

	D1 mm		L1 x L2 x D2 x ∇ mm	M1R FORMA C €	M2R FORMA B €	M4R  €
				€	€	€
UNC nº 4-40h	2,84	2,25	R 56 x 11 x 3,5 x 2,7	26,92	32,01	36,53
UNC nº 5-40h	3,17	2,60	R 56 x 11 x 3,5 x 2,7	27,90	33,47	36,53
UNC nº 6-32h	3,50	2,75	R 56 x 12 x 4,0 x 3,0	26,55	31,91	36,37
UNC nº 8-32h	4,17	3,50	R 63 x 13 x 4,5 x 3,4	26,55	31,91	34,79
UNC nº 10-24h	4,83	3,90	R 70 x 15 x 6,0 x 4,9	27,90	33,47	38,21
UNC nº 12-24h	5,49	4,50	R 80 x 16 x 6,0 x 4,9	29,27	33,47	35,07
UNC 1/4-20h	6,35	5,10	R 80 x 17 x 7,0 x 5,5	26,08	28,43	32,81
UNC 5/16-18h	7,94	6,60	R 90 x 20 x 8,0 x 6,2	29,52	32,54	37,05

MANGO DELGADO				M1D	M2D	M4D
UNC 3/8-16h	9,52	8,00	D 100 x 22 x 7,0 x 5,5	33,65	35,29	39,66
UNC 7/16-14h	11,11	9,40	D 100 x 22 x 8,0 x 6,2	46,32	46,47	58,12
UNC 1/2-13h	12,70	10,75	D 110 x 24 x 9,0 x 7,0	50,26	55,69	63,57
UNC 9/16-12h	14,28	12,20	D 110 x 26 x 11,0 x 9,0	69,09	75,86	86,30
UNC 5/8-11h	15,87	13,50	D 110 x 27 x 12,0 x 9,0	67,13	73,88	83,93
UNC 3/4-10h	19,05	16,50	D 125 x 30 x 14,0 x 11,0	88,87	97,70	111,16
UNC 7/8-9h	22,22	19,50	D 140 x 32 x 18,0 x 14,5	116,94	128,48	173,94
UNC 1"-8h	25,40	22,25	D 160 x 36 x 18,0 x 14,5	154,52	168,80	218,20
UNC 1.1/8-7h	28,57	25,00	D 180 x 40 x 22,0 x 18,0	201,83		243,80
UNC 1.1/4-7h	31,75	28,00	D 180 x 40 x 22,0 x 18,0	236,57		311,89
UNC 1.3/8-6h	34,92	30,75	D 200 x 50 x 28,0 x 22,0	352,86		
UNC 1.1/2-6h	38,10	34,00	D 200 x 50 x 32,0 x 24,0	400,72		

MACHOS PARA ROSCAR A MÁQUINA HSSCo

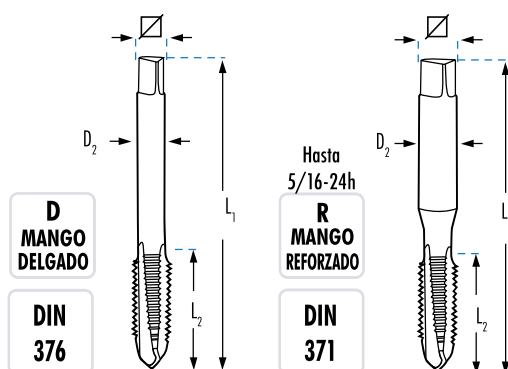
UNF






HSSCo
5%

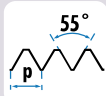
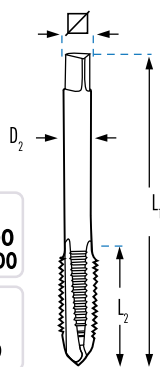
TOL
2B

Vc
12 m/min



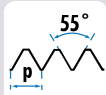
		D1 mm		L1 x L2 x D2 x ∇ mm	M1R	M2R	M4R
					FORMA C €	FORMA B €	35° €
UNF	nº 4-48h	2,84	2,35	R 56 x 11 x 3,5 x 2,7	28,18	30,68	38,51
UNF	nº 5-44h	3,17	2,70	R 56 x 11 x 3,5 x 2,7	28,18	30,68	38,51
UNF	nº 6-40h	3,50	2,95	R 56 x 12 x 4,0 x 3,0	26,95	32,28	38,22
UNF	nº 8-36h	4,17	3,50	R 63 x 13 x 4,5 x 3,4	26,95	32,28	38,22
UNF	nº 10-32h	4,83	4,10	R 70 x 15 x 6,0 x 4,9	26,95	32,28	38,22
UNF	nº 12-28h	5,49	4,60	R 80 x 16 x 6,0 x 4,9	28,18	33,77	38,51
UNF	1/4-28h	6,35	5,50	R 80 x 17 x 7,0 x 5,5	22,76	24,38	28,44
UNF	5/16-24h	7,94	6,90	R 90 x 20 x 8,0 x 6,2	25,45	28,06	32,80
					M1D	M2D	M4D
UNF	3/8-24h	9,52	8,50	D 90 x 16 x 7,0 x 5,5	27,87	32,24	41,03
UNF	7/16-20h	11,11	9,90	D 100 x 22 x 8,0 x 6,2	34,38	39,85	52,61
UNF	1/2-20h	12,70	11,50	D 100 x 22 x 9,0 x 7,0	36,60	42,37	55,97
UNF	9/16-18h	14,29	12,90	D 100 x 22 x 11,0 x 9,0	44,97	52,08	69,30
UNF	5/8-18h	15,87	14,50	D 100 x 22 x 12,0 x 9,0	50,63	58,58	77,43
UNF	3/4-16h	19,05	17,50	D 110 x 25 x 14,0 x 11,0	64,79	75,02	99,04
UNF	7/8-14h	22,22	20,40	D 125 x 25 x 18,0 x 14,5	81,47	101,91	151,49
UNF	1"-12h	25,40	23,25	D 140 x 28 x 18,0 x 14,5	122,63	133,53	178,30
UNS	1"-14h	25,40	23,60	D 140 x 28 x 18,0 x 14,5	123,18	137,36	178,31
UNF	1.1/8-12h	28,57	26,50	D 150 x 28 x 22,0 x 18,0	186,85		
UNF	1.1/4-12h	31,75	29,50	D 150 x 28 x 22,0 x 18,0	236,12		
UNF	1.1/2-12h	38,10	36,00	D 170 x 30 x 32,0 x 24,0	396,29		

MACHOS PARA ROSCAR A MÁQUINA HSSCo

**BSP
(GAS)****HSSCo
5%****TOL
ISO 228****INOX**Vc
12 m/minVc
6 m/min**D
MANGO
DELGADO****DIN
5156**

	D1 mm		L1 x L2 x D2 x	M1D FORMA C	M2D FORMA B	M3D 	M4D 	M2DX FORMA B	M4DX
				€	€	15° €	35° €	€	35° €
G 1/8-28h.	9,728	8,80	D 90 x 16 x 7 x 5,5	35,64 *	40,71	41,71	43,22	62,93	62,28
G 1/4-19h.	13,157	11,80	D 100 x 22 x 11 x 9,0	49,42 *	54,41	59,89	62,07	84,78	90,74
G 3/8-19h.	16,662	15,25	D 100 x 22 x 12 x 9,0	59,18 *	65,11	71,54	74,12	100,58	106,64
G 1/2-14h.	20,955	19,00	D 125 x 25 x 16 x 12,0	74,79 *	82,30	90,23	93,47	124,53	134,60
G 5/8-14h.	22,911	21,00	D 125 x 25 x 18 x 14,5	93,20 *	97,74	112,34	111,30		
G 3/4-14h.	26,441	24,50	D 140 x 28 x 20 x 16,0	117,06	128,85	141,23	146,33	188,16	207,59
G 7/8-14h.	30,201	28,25	D 150 x 28 x 22 x 18,0	157,36	165,54	189,95	188,17		
G 1"-11h.	33,249	30,75	D 160 x 30 x 25 x 20,0	181,71	199,84	216,86	224,70		
G 1.1/8-11h.	37,897	35,50	D 170 x 30 x 28 x 22,0	290,16	316,50		347,61		
G 1.1/4-11h.	41,910	39,50	D 170 x 30 x 32 x 24,0	340,46	358,22		396,56		
G 1.3/8-11h.	44,323	42,00	D 180 x 32 x 36 x 29,0	407,12			550,85		
G 1.1/2-11h.	47,803	45,25	D 190 x 32 x 36 x 29,0	542,89	756,81		716,95		
G 1.3/4-11h.	53,746	51,25	D 190 x 32 x 40 x 32,0	645,29	746,53				
G 2"-11h.	59,614	57,00	D 220 x 36 x 45 x 35,0	823,00	819,19				

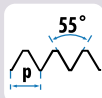
* Disponibles también con rosca izquierda con 100% de recargo sobre los precios tarifados en rosca derecha

BSF**HSSCo
5%****TOL
ISO 228**Vc
12 m/min**D
MANGO
DELGADO****DIN
5156**

	D1 mm		L1 x L2 x D2 x	M1D FORMA C
				€
BSF 3/16-32h.	4,762	4,00	D 70 x 16 x 3,5 x 2,7	81,54
BSF 1/4-26h.	6,350	5,20	D 80 x 17 x 4,5 x 3,4	35,68
BSF 5/16-22h.	7,938	6,60	D 90 x 20 x 6,0 x 4,9	42,37
BSF 3/8-20h.	9,525	8,10	D 100 x 22 x 7,0 x 5,5	44,54
BSF 7/16-18h.	11,113	9,50	D 100 x 22 x 8,0 x 6,2	60,03
BSF 1/2-16h.	12,700	11,00	D 110 x 24 x 9,0 x 7,0	67,94
BSF 9/16-16h.	14,287	12,50	D 110 x 25 x 11,0 x 9,0	71,90
BSF 5/8-14h.	15,876	14,00	D 110 x 27 x 12,0 x 9,0	95,83
BSF 3/4-12h.	19,051	16,50	D 125 x 30 x 14,0 x 11,0	113,44
BSF 7/8-11h.	22,226	19,50	D 140 x 32 x 18,0 x 14,5	157,66
BSF 1"-10h.	25,400	22,50	D 160 x 36 x 18,0 x 14,5	183,27

MACHOS PARA ROSCAR A MÁQUINA HSSCo

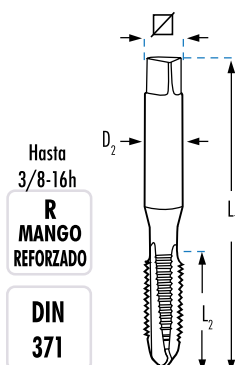
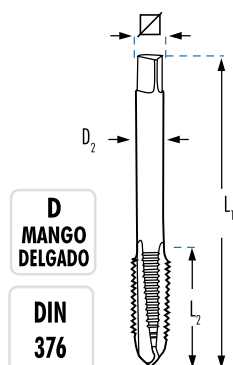
BSW



HSSCo
5%

TOL
Clase 2

Vc
12 m/min

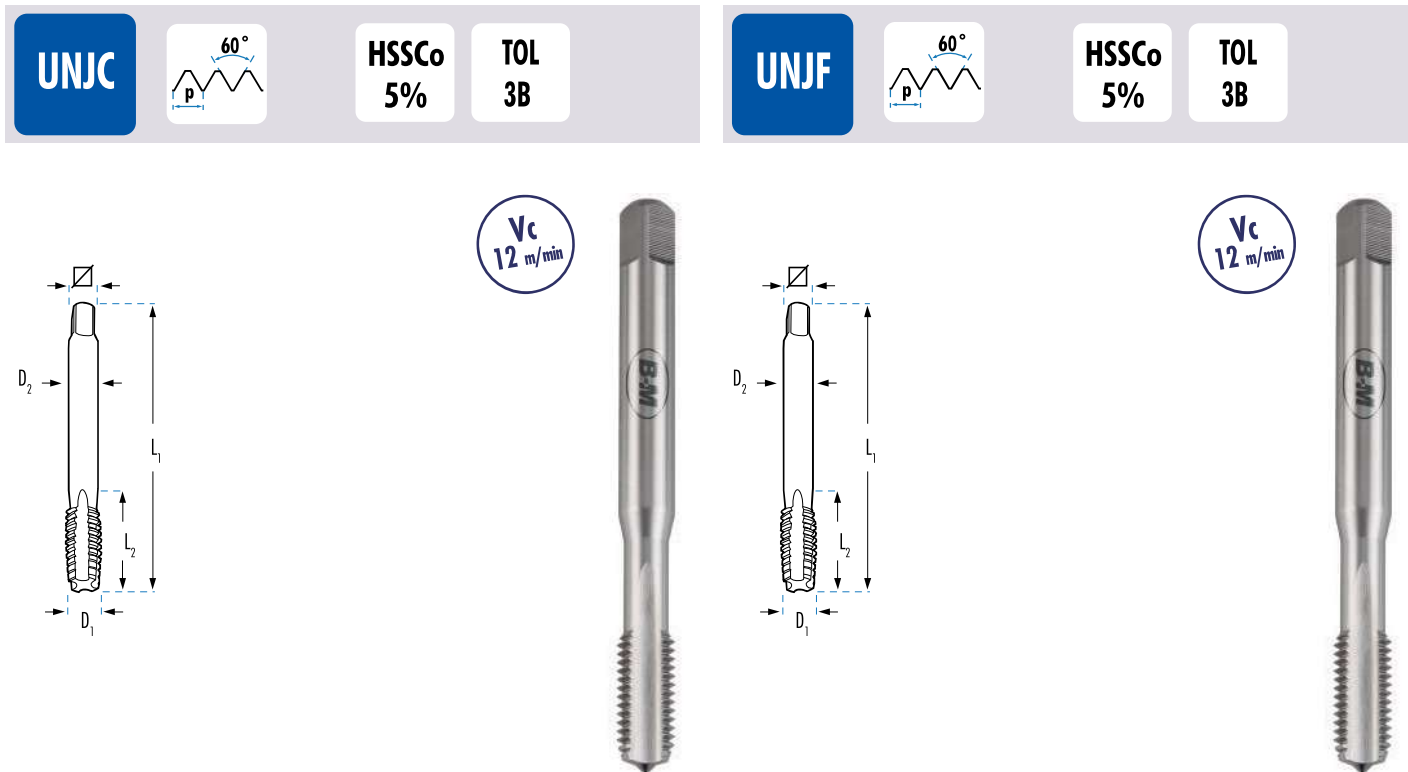




				M1R	M2R	M3R	M4R
				FORMA C	FORMA B	15°	35°
	D1 mm		L1 x L2 x D2 x mm	€	€	€	€
W 3/32-48h.	2,38	1,80	R 50 x 9 x 2,8 x 2,1	24,77	26,44		
W 1/8-40h.	3,17	2,55	R 56 x 11 x 3,5 x 2,7	20,66 *	22,84	26,96	25,95
W 5/32-32h.	3,97	3,10	R 63 x 13 x 4,5 x 3,4	20,66	22,84	26,96	25,95
W 3/16-24h.	4,76	3,60	R 70 x 15 x 6,0 x 4,9	22,93	22,84	26,96	25,95
W 7/32-24h.	5,56	4,40	R 80 x 16 x 6,0 x 4,9	31,37	33,17		
W 1/4-20h.	6,35	5,10	R 80 x 17 x 7,0 x 5,5	22,07	25,95	30,61	31,71
W 5/16-18h.	7,94	6,50	R 90 x 20 x 8,0 x 6,2	24,75	32,72	35,72	35,66
W 3/8-16h.	9,52	7,90	R 100 x 22 x 10,0 x 8,0	27,70	36,16	39,70	39,64



				M1D	M2D	M3D	M4D
W 7/16-14h.	11,11	9,25	D 100 x 22 x 8,0 x 6,2	38,52	39,83	50,04	50,40
W 1/2-12h.	12,70	10,50	D 110 x 24 x 9,0 x 7,0	36,94	41,53	47,94	48,29
W 9/16-12h.	14,29	12,00	D 110 x 26 x 11,0 x 9,0	52,95	54,99	68,76	69,25
W 5/8-11h.	15,87	13,40	D 110 x 27 x 12,0 x 9,0	50,14	51,95	65,03	65,48
W 3/4-10h.	19,05	16,50	D 125 x 30 x 14,0 x 11,0	70,17	72,84	87,12	87,74
W 7/8-9h.	22,22	19,25	D 140 x 32 x 18,0 x 14,5	90,89	94,25	117,93	113,56
W 1"-8h.	25,40	21,75	D 160 x 36 x 18,0 x 14,5	114,23	118,46	147,99	149,04
W 1.1/8-7h.	28,57	24,75	D 180 x 40 x 22,0 x 18,0	154,92	176,52	212,25	
W 1.1/4-7h.	31,75	27,75	D 180 x 40 x 22,0 x 18,0	225,05	256,48		
W 1.3/8-6h.	34,92	30,50	D 200 x 50 x 28,0 x 22,0	369,90	421,19		
W 1.1/2-6h.	38,10	33,50	D 200 x 50 x 32,0 x 24,0	401,50	457,58		
W 1.5/8-5h.	41,27	46,50	D 220 x 65 x 32,0 x 24,0	560,42	638,72		
W 1.3/4-5h.	44,45	39,00	D 220 x 58 x 36,0 x 29,0	600,27	689,06		
W 1.7/8-4.5h.	47,62	42,00	D 250 x 75 x 36,0 x 29,0	696,03	763,89		
W 2"-4.5h.	50,80	44,50	D 250 x 65 x 40,0 x 32,0	859,12			

* Disponibles también con rosca izquierda con 100% de recargo sobre los precios tarifados en rosca derecha

MACHOS PARA ROSCAR A MÁQUINA HSSCo



	D1 mm		L1 x L2 x D2 x ∇ mm	MIR
				FORMA C €
UNJC nº 4-40h	2,84	2,25	R 56 x 11 x 3,5 x 2,7	40,89
UNJC nº 5-40h	3,17	2,60	R 56 x 11 x 3,5 x 2,7	40,89
UNJC nº 6-32h	3,50	2,75	R 56 x 12 x 4,0 x 3,0	40,89
UNJC nº 8-32h	4,17	3,50	R 63 x 13 x 4,5 x 3,4	40,89
UNJC nº 10-24h	4,83	3,90	R 70 x 15 x 6,0 x 4,9	40,89
UNJC nº 12-24h	5,49	4,50	R 80 x 16 x 6,0 x 4,9	42,89
UNJC 1/4-20h	6,35	5,10	R 80 x 17 x 7,0 x 5,5	38,16
UNJC 5/16-18h	7,94	6,60	R 90 x 20 x 8,0 x 6,2	43,18
UNJC 3/8-16h	9,52	8,00	R 100 x 22 x 8,0 x 6,2	49,22

	D1 mm		L1 x L2 x D2 x ∇ mm	MIR
				FORMA C €
UNJF nº 4-48h	2,84	2,35	R 56 x 11 x 3,5 x 2,7	44,86
UNJF nº 5-44h	3,17	2,70	R 56 x 11 x 3,5 x 2,7	44,86
UNJF nº 6-40h	3,50	2,95	R 56 x 12 x 4,0 x 3,0	44,86
UNJF nº 8-36h	4,17	3,50	R 63 x 13 x 4,5 x 3,4	44,86
UNJF nº 10-32h	4,83	4,10	R 70 x 15 x 6,0 x 4,9	44,86
UNJF nº 12-28h	5,49	4,60	R 80 x 16 x 6,0 x 4,9	44,86
UNJF 1/4-28h	6,35	5,50	R 80 x 17 x 7,0 x 5,5	34,83
UNJF 5/16-24h	7,94	6,90	R 90 x 20 x 8,0 x 6,2	38,94
UNJF 3/8-24h	9,52	8,50	R 90 x 16 x 7,0 x 6,2	42,64

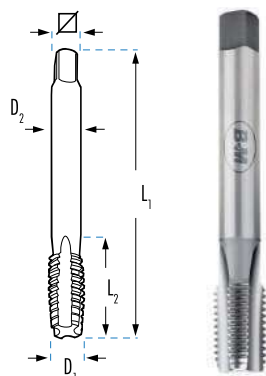
MANGO DELGADO PASOS NORMALES				M1D
UNJC 7/16-14h	11,11	9,40	D 110 x 24 x 9,0 x 7,0	67,88
UNJC 1/2-13h	12,70	10,75	D 110 x 26 x 11,0 x 9,0	73,68
UNJC 9/16-12h	14,28	12,20	D 110 x 27 x 12,0 x 9,0	101,27
UNJC 5/8-11h	15,87	13,50	D 110 x 27 x 12,0 x 9,0	103,81
UNJC 3/4-10h	19,05	16,50	D 125 x 30 x 14,0 x 11,0	130,25
UNJC 7/8-9h	22,22	19,50	D 140 x 32 x 18,0 x 14,5	171,39
UNJC 1"-8h	25,40	22,25	D 160 x 36 x 18,0 x 14,5	226,44

MANGO DELGADO PASOS NORMALES				M1D
UNJF 7/16-20h	11,11	9,90	D 100 x 22 x 8,0 x 6,2	58,56
UNJF 1/2-20h	12,70	11,50	D 100 x 22 x 9,0 x 7,0	62,36
UNJF 9/16-18h	14,29	12,90	D 100 x 22 x 11,0 x 9,0	76,62
UNJF 5/8-18h	15,87	14,50	D 100 x 22 x 12,0 x 9,0	86,26
UNJF 3/4-16h	19,05	17,50	D 110 x 25 x 14,0 x 11,0	110,36
UNJF 7/8-14h	22,22	20,40	D 125 x 25 x 18,0 x 14,5	138,77
UNJF 1"-12h	25,40	23,25	D 140 x 28 x 18,0 x 14,5	154,72

MACHOS PARA ROSCAR A MÁQUINA HSSCo

BSPP **DIN 2999** **55°** **HSSCo 5%** **DIN 374** **FORMA C**

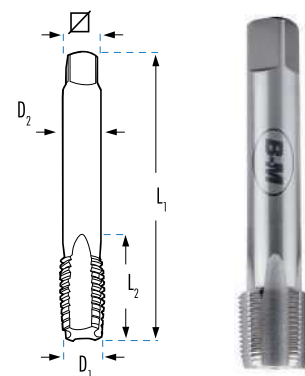
ROSCA CILÍNDRICA INGLESA PARA TUBO



			M1D
	D1 mm	L1 x L2 x D2 x mm	€
Rp 1/16-28h.	7,72	D 90 x 16 x 6 x 4,9	
Rp 1/8-28h.	9,73	D 90 x 16 x 7 x 5,5	53,18
Rp 1/4-19h.	13,16	D 100 x 22 x 11 x 9,0	73,46
Rp 3/8-19h.	16,66	D 100 x 22 x 12 x 9,0	87,96
Rp 1/2-14h.	20,95	D 125 x 25 x 16 x 12,0	111,16
Rp 3/4-14h.	26,44	D 140 x 28 x 20 x 16,0	174,07
Rp 1"-11h.	33,25	D 160 x 30 x 25 x 20,0	270,08
Rp 1.1/4-11h.	41,91	D 170 x 30 x 32 x 24,0	
Rp 1.1/2-11h.	46,80	D 190 x 32 x 36 x 29,0	
Rp 2"-11h.	59,61	D 220 x 36 x 45 x 35,0	

BSPT **BS21 ISO7/1** **55°** **HSSCo 5%** **DIN 5156** **FORMA C**

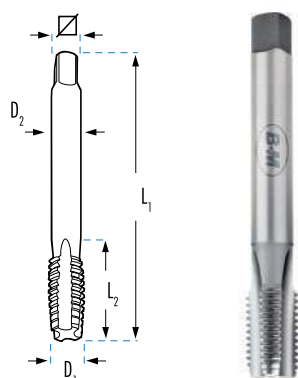
ROSCA CÓNICA INGLESA PARA TUBO



			M1D
	D1 mm	L1 x L2 x D2 x mm	€
Rc 1/16-28h.	7,72	D 90 x 14 x 6 x 4	
Rc 1/8-28h.	9,73	8,30 D 90 x 15 x 7 x 5	54,41
Rc 1/4-19h.	13,16	11,00 D 100 x 19 x 11 x 9	78,26
Rc 3/8-19h.	16,66	14,50 D 100 x 21 x 12 x 9	108,76
Rc 1/2-14h.	20,95	18,10 D 125 x 26 x 16 x 12	151,12
Rc 5/8-14h.	22,91	21,00 D 140 x 36 x 18 x 19	243,77
Rc 3/4-14h.	26,44	23,50 D 140 x 28 x 20 x 16	235,69
Rc 7/8-14h.	30,20	28,25 D 160 x 36 x 22 x 18	410,13
Rc 1"-11h.	33,25	29,60 D 160 x 33 x 25 x 20	337,80

NPS (M) **ANSI B 1.20.1** **60°** **HSSCo 5%** **DIN 374** **FORMA C**

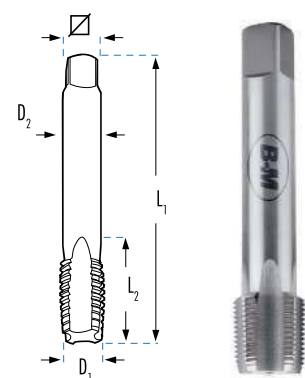
ROSCA CILÍNDRICA AMERICANA PARA TUBO



			M1D
	D1 mm	L1 x L2 x D2 x mm	€
NPS 1/8-27h.	10,20	8,90 D 90 x 16 x 7 x 5,5	136,98
NPS 1/4-18h.	13,60	11,70 D 100 x 22 x 11 x 9,0	196,06
NPS 3/8-18h.	17,00	15,00 D 100 x 22 x 12 x 9,0	268,85
NPS 1/2-14h.	21,20	18,60 D 125 x 25 x 16 x 12,0	368,67
NPS 3/4-14h.	26,55	24,00 D 140 x 28 x 20 x 16,0	545,00
NPS 1"-11,5 h.	33,20	30,00 D 160 x 30 x 25 x 20,0	704,79
NPS 1.1/4-11,5h.	41,60	D 170 x 30 x 32 x 24,0	
NPS 1.1/2-11,5h.	47,68	D 190 x 32 x 36 x 29,0	
NPS 2"-11,5h.	59,71	D 220 x 36 x 45 x 35,0	

NPT **ANSI B 1.20.1** **60°** **HSSCo 5%** **DIN 374** **FORMA C**

ROSCA CÓNICA AMERICANA PARA TUBO



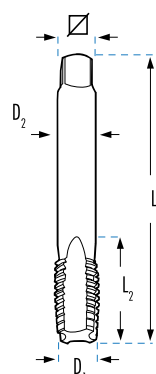
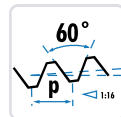
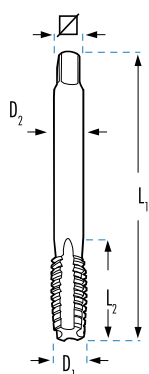
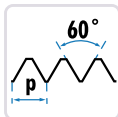
			M1D
	D1 mm	L1 x L2 x D2 x mm	€
NPT 1/16-27h.	7,89	6,2 D 90 x 14 x 6 x 5	47,66
NPT 1/8-27h.	10,24	8,5 D 90 x 15 x 8 x 6	49,84
NPT 1/4-18h.	13,62	11,0 D 100 x 19 x 11 x 9	64,37
NPT 3/8-18h.	17,05	14,5 D 100 x 21 x 12 x 9	82,74
NPT 1/2-14h.	21,22	17,8 D 125 x 26 x 16 x 12	107,64
NPT 3/4-14h.	26,57	23,0 D 140 x 28 x 20 x 16	166,77
NPT 1"-11,5h.	33,23	29,0 D 160 x 33 x 25 x 20	216,76
NPT 1.1/4-11,5h.	41,98	37,5 D 170 x 36 x 32 x 24	295,95
NPT 1.1/2-11,5h.	48,05	44,0 D 190 x 37 x 36 x 29	466,01
NPT 2"-11,5h.	60,09	56,0 D 220 x 41 x 45 x 35	730,99

MACHOS PARA ROSCAR A MÁQUINA HSSCo

NPSF

HSSCo
5%DIN
374FORMA
C

NPTF

HSSCo
5%DIN
374FORMA
CROSCA PARA TUBO
AMERICANA CILÍNDRICAROSCA PARA TUBO
AMERICANA CÓNICA ESTANCA

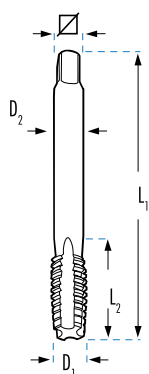
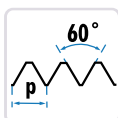
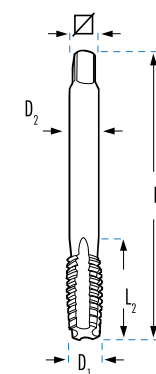
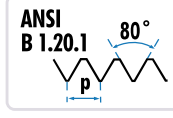
		D1 mm		L1 x L2 x D2 x ∇ mm	M1D €
NPSF	1/8-27h.	10,05	8,75	D 90 x 16 x 7 x 5,5	171,59
NPSF	1/4-18h.	13,33	11,30	D 100 x 22 x 11 x 9,0	236,51
NPSF	3/8-18h.	16,78	14,70	D 100 x 22 x 12 x 9,0	336,46
NPSF	1/2-14h.	20,87	18,20	D 125 x 25 x 16 x 12,0	419,58
NPSF	3/4-14h.	26,23	23,50	D 140 x 28 x 20 x 16,0	686,70
NPSF	1"-11,5h.	32,81	29,50	D 160 x 30 x 25 x 20,0	

		D1 mm		L1 x L2 x D2 x ∇ mm	M1D €
NPTF	1/16-27h.	7,87	6,20	D 90 x 14 x 12,0 x 6	
NPTF	1/8-27h.	10,22	8,50	D 90 x 15 x 12,0 x 7	115,93
NPTF	1/4-18h.	13,58	11,00	D 100 x 21 x 17,5 x 11	162,65
NPTF	3/8-18h.	17,02	14,50	D 110 x 21 x 17,6 x 12	208,94
NPTF	1/2-14h.	21,21	17,80	D 140 x 27 x 22,8 x 16	272,00
NPTF	3/4-14h.	26,56	23,00	D 140 x 27 x 23,0 x 20	421,39

MF

HSSCo
5%TOL
6HFORMA
CDIN
374

PG

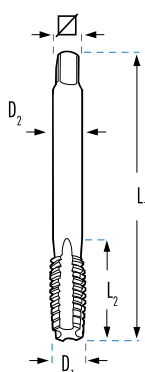
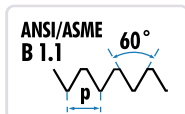
HSSCo
5%DIN
40430FORMA
CROSCA MÉTRICA FINA PARA
TUBO DE CONDUCCIÓN
ELÉCTRICA EN 60423ROSCA PARA TUBO
DE CONDUCCIÓN
ELÉCTRICA

		D1 mm		L1 x L2 x D2 x ∇ mm	M1D €
MF	12 x 1,50	12	10,5	D 100 x 22 x 9 x 7,0	29,25
MF	16 x 1,50	16	14,5	D 100 x 22 x 12 x 9,0	41,19
MF	20 x 1,50	20	18,5	D 125 x 25 x 16 x 12,0	61,77
MF	25 x 1,50	25	23,5	D 140 x 28 x 18 x 14,5	142,28
MF	32 x 1,50	32	30,5	D 150 x 28 x 22 x 18,0	177,58
MF	40 x 1,50	40	38,5	D 170 x 30 x 32 x 24,0	299,09
MF	50 x 1,50	50	48,5	D 190 x 32 x 36 x 29,0	465,66
MF	63 x 1,50	63	61,5	D 275 x 36 x 50 x 39,0	

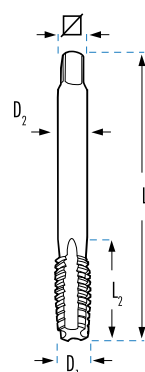
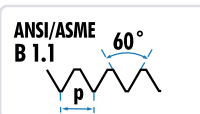
		D1 mm		L1 x L2 x D2 x ∇ mm	M1D €
PG	7 - 20h.	12,5	11,50	D 100 x 22 x 9 x 7,0	50,87
PG	9 - 18h.	15,2	14,00	D 100 x 22 x 12 x 9,0	70,46
PG	11 - 18h.	18,6	17,25	D 110 x 25 x 14 x 11,0	91,67
PG	13,5 - 18h.	20,4	19,00	D 125 x 25 x 16 x 12,0	102,94
PG	16 - 18h.	22,5	21,25	D 125 x 25 x 18 x 14,5	121,15
PG	21 - 16h.	28,3	27,00	D 150 x 28 x 22 x 18,0	192,33
PG	29 - 16h.	37,0	35,50	D 170 x 30 x 28 x 22,0	325,13
PG	36 - 16h.	47,0	45,50	D 190 x 32 x 36 x 29,0	528,03
PG	42 - 16h.	54,0	52,50	D 190 x 32 x 40 x 32,0	838,60
PG	48 - 16h.	59,3	58,00	D 220 x 36 x 45 x 35,0	1.022,32

MACHOS PARA ROSCAR A MÁQUINA HSSCo

UNx8 **HSSCo** **DIN** **FORMA** **TOL**
5% **374** **C** **2B**



UNEF **HSSCo** **DIN** **TOL**
5% **374** **2B**

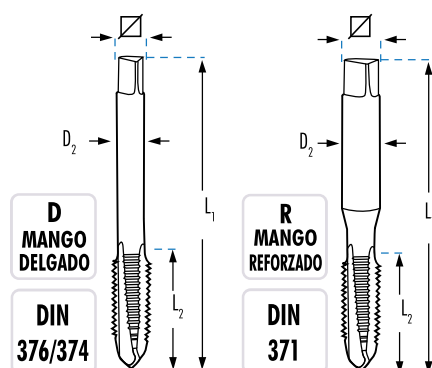
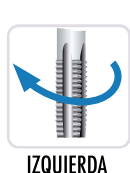
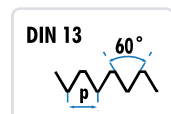


		D2 mm	L1 x L2 x	M1D FORMA C €
UN 1" 1/8-8h.		25,40	22 180 x 45 x 18	252,89
UN 1" 1/4-8h.		28,50	22 180 x 48 x 18	326,28
UN 1" 3/8-8h.		31,75	28 200 x 56 x 22	370,11
UN 1" 1/2-8h.		35,00	32 200 x 58 x 22	470,91
UN 1" 5/8-8h.		38,10	32 200 x 65 x 24	550,85
UN 1" 3/4-8h.		41,25	36 200 x 50 x 29	671,02
UN 1" 7/8-8h.		44,45	36 225 x 53 x 29	774,04
UN 2"-8h.		47,63	40 225 x 50 x 32	790,89

		D2 mm	L1 x L2 x	M2D FORMA B €	M4D 35° €
UNEF 1/4-32h.		5,55	7,0 R 82 x 16 x 5,4	104,64	117,60
UNEF 5/16-32h.		7,15	8,4 R 85 x 21 x 6,1	115,30	129,55
UNEF 3/8-32h.		8,70	7,0 D 95 x 22 x 5,4	115,36	129,62
UNEF 7/16-28h.		10,20	8,0 D 100 x 22 x 6,2	153,12	172,04
UNEF 1/2-28h.		11,80	9,0 D 100 x 22 x 7,0	161,28	181,22
UNEF 9/16-24h.		13,20	12,0 D 100 x 24 x 9,0	202,06	227,04
UNEF 5/8-24h.		14,80	12,0 D 100 x 24 x 9,0	229,94	258,36
UNEF 3/4-20h.		17,80	14,0 D 110 x 27 x 11,0	299,05	336,04
UNEF 7/8-20h.		20,95	18,0 D 125 x 26 x 14,5	321,46	344,42
UNEF 1"-20h.		24,20	18,0 D 140 x 28 x 14,5	491,94	552,74

MACHOS PARA ROSCAR A MÁQUINA HSSCo ROSCA A IZQUIERDA

M MF **HSSCo** **FORMA** **TOL**
5% **C** **6H**



			L1 x L2 x D2 x	M1R1 FORMA C €
M 3x0,50	2,50	R	56 x 11 x 3,5 x 2,7	23,79
M 4x0,70	3,30	R	63 x 13 x 4,5 x 3,4	27,07
M 5x0,80	4,20	R	70 x 16 x 6,0 x 4,9	24,23
M 6x1,00	5,00	R	80 x 17 x 6,0 x 4,9	27,57
M 7x1,00	6,00	R	80 x 17 x 7,0 x 5,5	35,76
M 8x1,25	6,80	R	90 x 20 x 8,0 x 6,2	31,16
M 10x1,50	8,50	R	100 x 22 x 10,0 x 8,0	35,32

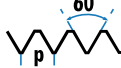
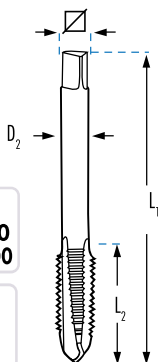
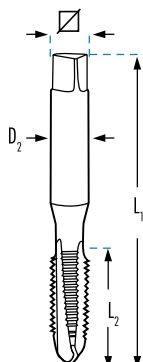
MANGO DELGADO			M1D1	
M 12x1,50	10,50	D	100 x 22 x 9,0 x 7,0	58,51
M 12x1,75	10,20	D	110 x 24 x 9,0 x 7,0	42,17
M 14x1,50	12,50	D	100 x 22 x 11,0 x 9,0	69,68
M 14x2,00	12,00	D	110 x 26 x 11,0 x 9,0	69,22
M 16x1,50	14,50	D	100 x 22 x 12,0 x 9,0	82,38
M 16x2,00	14,00	D	110 x 27 x 12,0 x 9,0	81,46
M 18x1,50	16,50	D	110 x 25 x 14,0 x 11,0	109,07
M 18x2,50	15,50	D	125 x 30 x 14,0 x 11,0	117,20
M 20x1,50	18,50	D	125 x 25 x 16,0 x 12,0	123,54
M 20x2,50	17,50	D	140 x 32 x 16,0 x 12,0	124,76
M 22x2,50	19,50	D	140 x 32 x 18,0 x 14,5	150,97
M 24x2,00	22,00	D	140 x 28 x 18,0 x 14,5	233,33
M 24x3,00	21,00	D	160 x 34 x 18,0 x 14,5	180,73
M 27x3,00	24,00	D	160 x 36 x 20,0 x 16,0	225,60
M 30x2,00	28,00	D	150 x 28 x 22,0 x 18,0	347,42
M 30x3,50	26,50	D	180 x 40 x 22,0 x 18,0	289,11
M 33x3,50	29,50	D	180 x 40 x 25,0 x 20,0	347,42
M 36x4,00	32,00	D	200 x 50 x 28,0 x 22,0	455,97

Consulte otras medidas disponibles bajo demanda

MACHOS MÁQUINA MÉTRICA NORMA ISO 529

M
MF

DIN 13

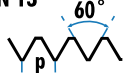
HSSCo
5%ISO
529TOL
6HD
MANGO
DELGADOISO
529R
MANGO
REFORZADOISO
529

			L1 x L2 x D2 x ∇ mm	M1RISO	M2RISO	M4RISO	M5RISO
				FORMA C	FORMA B	35°	DIENTE ALTERNO AI
				€	€	€	€
M 3x0,50	2,50	R	48 x 11 x 3,15 x 2,50	8,58	8,95	10,77	12,81
M 4x0,70	3,30	R	53 x 13 x 4,00 x 3,15	8,58	8,95	10,77	12,81
M 5x0,80	4,20	R	58 x 16 x 5,00 x 4,00	8,58	8,95	10,77	12,81
M 6x1,00	5,00	R	66 x 19 x 6,30 x 5,00	8,58	8,95	11,00	12,81
M 7x1,00	6,00	R	66 x 19 x 7,10 x 5,60		12,73	14,61	
M 8x1,00	7,00	R	69 x 19 x 8,00 x 6,30		17,56	18,02	
M 8x1,25	6,75	R	72 x 22 x 8,00 x 6,30	11,47	11,94	12,35	14,00
M 9x1,25	7,75	R	76 x 20 x 10,00 x 8,00		18,99	21,69	
M 10x1,00	9,00	R	76 x 20 x 10,00 x 8,00		20,14	22,00	
M 10x1,25	8,80	R	76 x 20 x 10,00 x 8,00		24,08	24,85	
M 10x1,50	8,50	R	80 x 24 x 10,00 x 8,00	14,58	15,19	15,92	17,66
MANGO DELGADO				M1DISO	M2DISO	M4DISO	M5DISO
M 12x1,00	11,00	D	84 x 24 x 9,00 x 7,10		27,74	28,42	
M 12x1,25	10,75	D	84 x 24 x 9,00 x 7,10		27,25	28,21	
M 12x1,50	10,50	D	89 x 29 x 9,00 x 7,10		24,31	26,18	
M 12x1,75	10,20	D	89 x 29 x 9,00 x 7,10	18,74	19,52	20,67	26,42
M 14x1,00	13,00	D	90 x 25 x 11,20 x 9,00		34,74	43,22	
M 14x1,25	12,80	D	90 x 25 x 11,20 x 9,00		29,34	36,74	
M 14x1,50	12,50	D	95 x 30 x 12,50 x 9,00		25,78	28,97	
M 14x2,00	12,00	D	95 x 30 x 11,20 x 9,00	22,41	23,34	28,26	
M 16x1,00	15,00	D	95 x 25 x 12,50 x 10,00		44,21	56,89	
M 16x1,25	14,75	D	102 x 32 x 12,50 x 10,00		49,01	63,08	
M 16x1,50	14,50	D	102 x 32 x 14,00 x 10,00		30,94	34,67	
M 16x2,00	14,00	D	102 x 32 x 12,50 x 10,00	27,83	28,98	32,78	
M 18x1,50	16,50	D	104 x 29 x 14,00 x 11,20		40,88	55,86	
M 18x2,50	15,50	D	112 x 37 x 14,00 x 11,20	41,90	43,64	54,56	
M 20x1,50	18,50	D	104 x 29 x 14,00 x 11,20		52,61	64,34	
M 20x2,50	17,50	D	112 x 37 x 14,00 x 11,20	46,83	48,78	60,97	
M 22x2,50	19,50	D	118 x 38 x 16,00 x 12,50	54,15	56,41	70,51	
M 24x3,00	21,00	D	130 x 45 x 18,00 x 14,00	61,17	63,72	79,64	
M 27x3,00	24,00	D	135 x 45 x 20,00 x 16,00	75,33	78,47	98,09	
M 30x3,50	26,50	D	138 x 48 x 20,00 x 16,00	111,92	116,59	145,73	

MACHOS MÁQUINA CORTOS DIN 352

M
MF

DIN 13

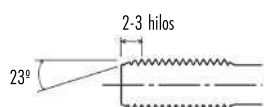


HSS

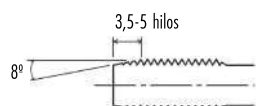
HSSCo
5%

DIN
352

TOL
6H



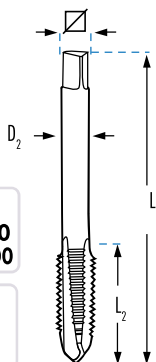
Ref. M03: Cono de entrada 2-3 hilos




Ref. M02AT: Cono de entrada 3,5-5 hilos

D
MANGO
DELGADO

DIN
352



		L1 x L2 x D2 x 	M03	M02AT	M03X	M02DIN	M04DIN
			HSS €	ALTURA TERMINADA HSS €	INOX HSSCo €	FORMA B HSS €	35° HSS €
							
M 3x0,50	2,50	D 40 x 11 x 3,50 x 2,70	7,58	10,43	13,53	9,84	11,85
M 4x0,70	3,30	D 45 x 13 x 4,50 x 3,40	7,57	10,42	13,53	9,84	11,85
M 5x0,80	4,20	D 50 x 16 x 6,00 x 4,90	8,10	11,15	14,09	9,84	11,85
M 6x1,00	5,00	D 50 x 19 x 6,00 x 4,90	8,10	11,15	14,04	9,84	12,11
M 7x1,00	6,00	D 50 x 19 x 6,00 x 4,90	9,86				
M 8x1,00	7,00	D 56 x 18 x 6,00 x 4,90	13,65				
M 8x1,25	6,75	D 56 x 22 x 6,00 x 4,90	9,85	13,57	16,34	13,14	14,68
M 9x1,25	7,75	D 63 x 18 x 7,00 x 5,50	16,14				
M 10x1,00	9,00	D 63 x 18 x 7,00 x 5,50	14,62				
M 10x1,25	8,80	D 70 x 24 x 7,00 x 5,50	14,82				
M 10x1,50	8,50	D 70 x 24 x 7,00 x 5,50	12,15	16,72	21,03	16,71	18,50
M 12x1,00	11,00	D 70 x 20 x 9,00 x 7,00	25,91				
M 12x1,25	10,75	D 70 x 20 x 9,00 x 7,00	25,84				
M 12x1,50	10,50	D 70 x 20 x 9,00 x 7,00	22,02				
M 12x1,75	10,20	D 75 x 29 x 9,00 x 7,00	17,09	23,54	30,11	21,48	24,09
M 14x1,00	13,00	D 70 x 20 x 11,00 x 9,00	40,39				
M 14x1,25	12,80	D 70 x 20 x 11,00 x 9,00	31,55				
M 14x1,50	12,50	D 70 x 20 x 11,00 x 9,00	24,53				
M 14x2,00	12,00	D 80 x 30 x 11,00 x 9,00	18,91	26,03	33,34	25,67	31,09
M 16x1,00	15,00	D 70 x 20 x 12,00 x 9,00	53,58				
M 16x1,25	14,75	D 70 x 20 x 12,00 x 9,00	56,40				
M 16x1,50	14,50	D 70 x 20 x 12,00 x 9,00	30,53				
M 16x2,00	14,00	D 80 x 32 x 12,00 x 9,00	27,06		45,70	31,89	36,05
M 18x1,50	16,50	D 80 x 22 x 14,00 x 11,00	40,22				
M 18x2,50	15,50	D 95 x 40 x 14,00 x 11,00	35,71		62,41	48,01	60,02
M 20x1,50	18,50	D 80 x 22 x 16,00 x 12,00	50,37				
M 20x2,50	17,50	D 95 x 40 x 16,00 x 12,00	40,06		69,27	53,66	67,07
M 22x2,50	19,50	D 100 x 40 x 18,00 x 14,50	53,36			62,03	77,56
M 24x3,00	21,00	D 110 x 50 x 18,00 x 14,50	63,65			70,10	87,61
M 27x3,00	24,00	D 110 x 50 x 20,00 x 16,00	80,48			90,48	99,32
M 30x3,50	26,50	D 125 x 50 x 22,00 x 18,00	103,55			123,93	127,28